

(A) ASIA (-) JAPAN

AAXJ iShares MSCI All Country Asia ex Japan ETF Nasdaq GM

© StockCharts.com

13-Apr-2017

Open 62.99 **High** 63.17 **Low** 62.76 **Close** 62.79 **Volume** 909.5K **Chg** -0.07 (-0.11%)

▲ RSI(14) 54.37



Asia

(A) CHINA

FXI iShares China Large-Cap ETF NYSE

© StockCharts.com

13-Apr-2017

Open 38.50 High 38.61 Low 38.25 Close 38.26 Volume 9.6M Chg -0.10 (-0.26%)

▲ RSI(14) 43.56



Asia

(A) China Small Caps



Asia

(A) China Trends



Asia

(C) COMMODITIES

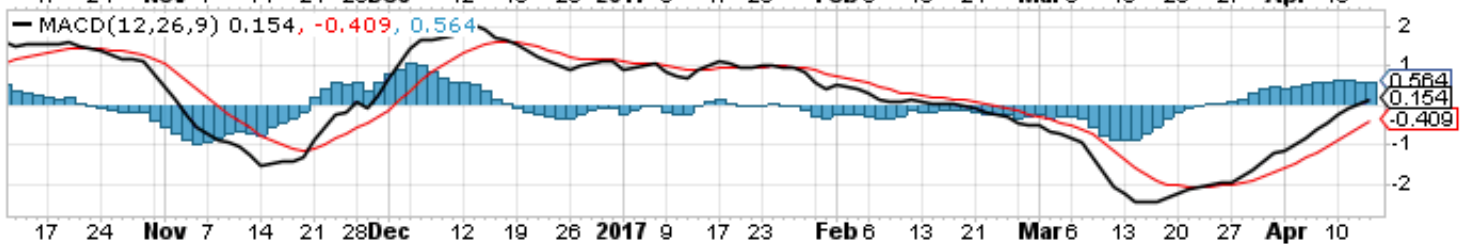
\$CRB Reuters/Jefferies CRB Index (EOD) INDX

© StockCharts.com

13-Apr-2017

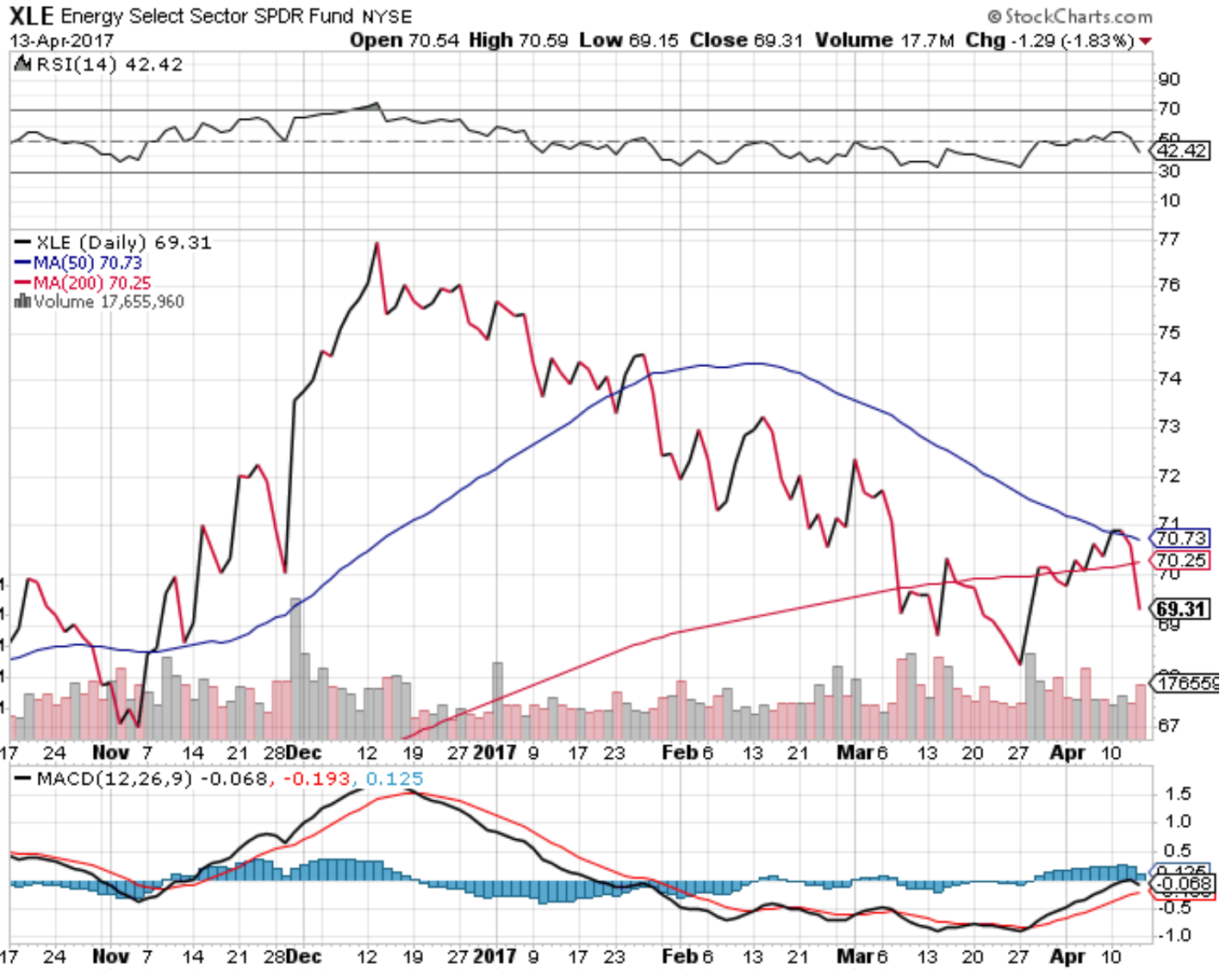
Open 187.82 High 188.28 Low 187.35 Close 187.77 Chg +0.39 (+0.21%) ▲

▲ RSI(14) 57.29



Commodities

(C) Energy Index



Commodities

(C) OIL & GAS

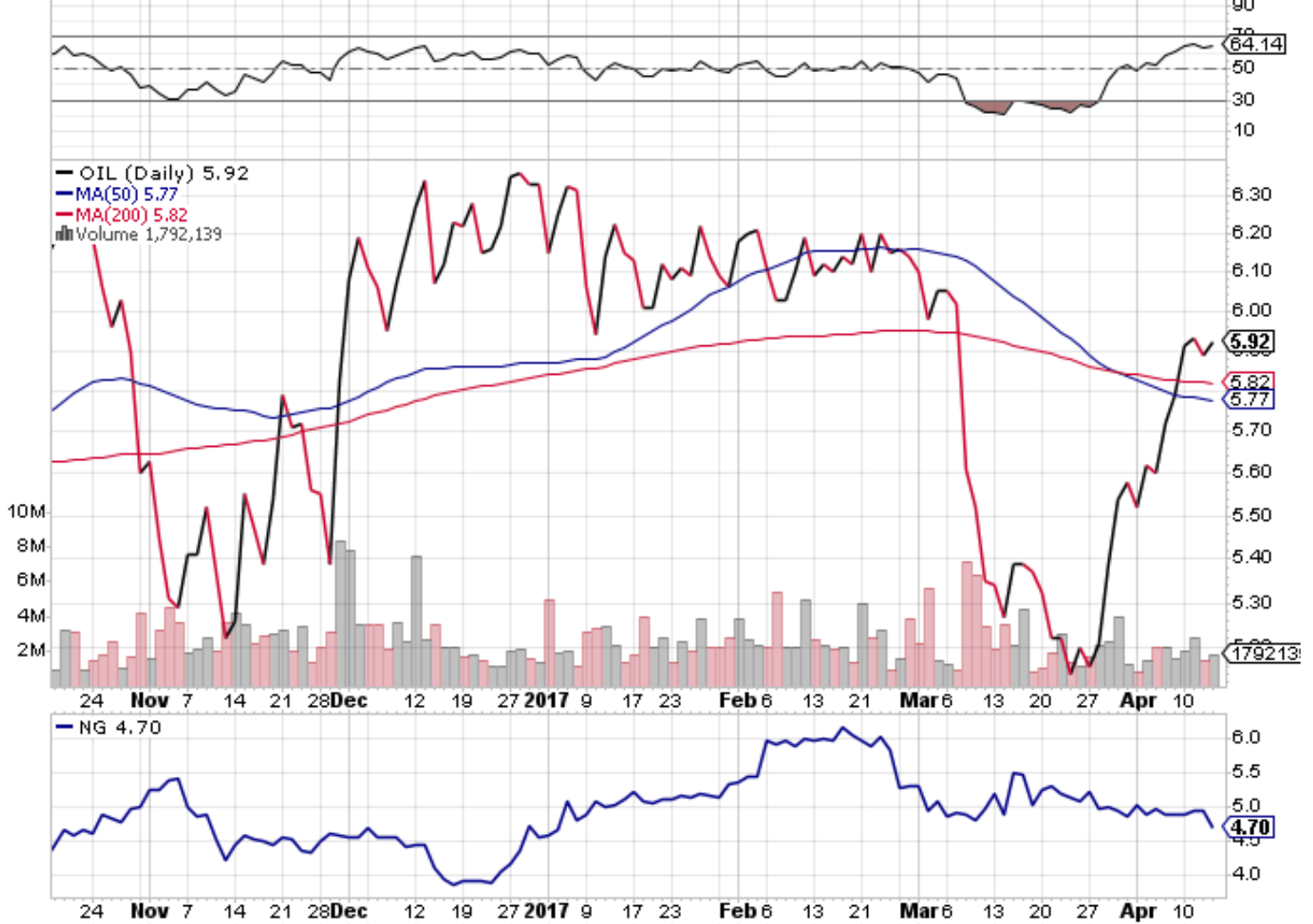
OIL iPath S&P GSCI Crude Oil Total Return Index ETN NYSE

© StockCharts.com

13-Apr-2017

Open 5.94 High 5.96 Low 5.89 Close 5.92 Volume 1.8M Chg +0.03 (+0.51%) ▲

▲ RSI(14) 64.14



Commodities (+) NG

(C) PRECIOUS METALS

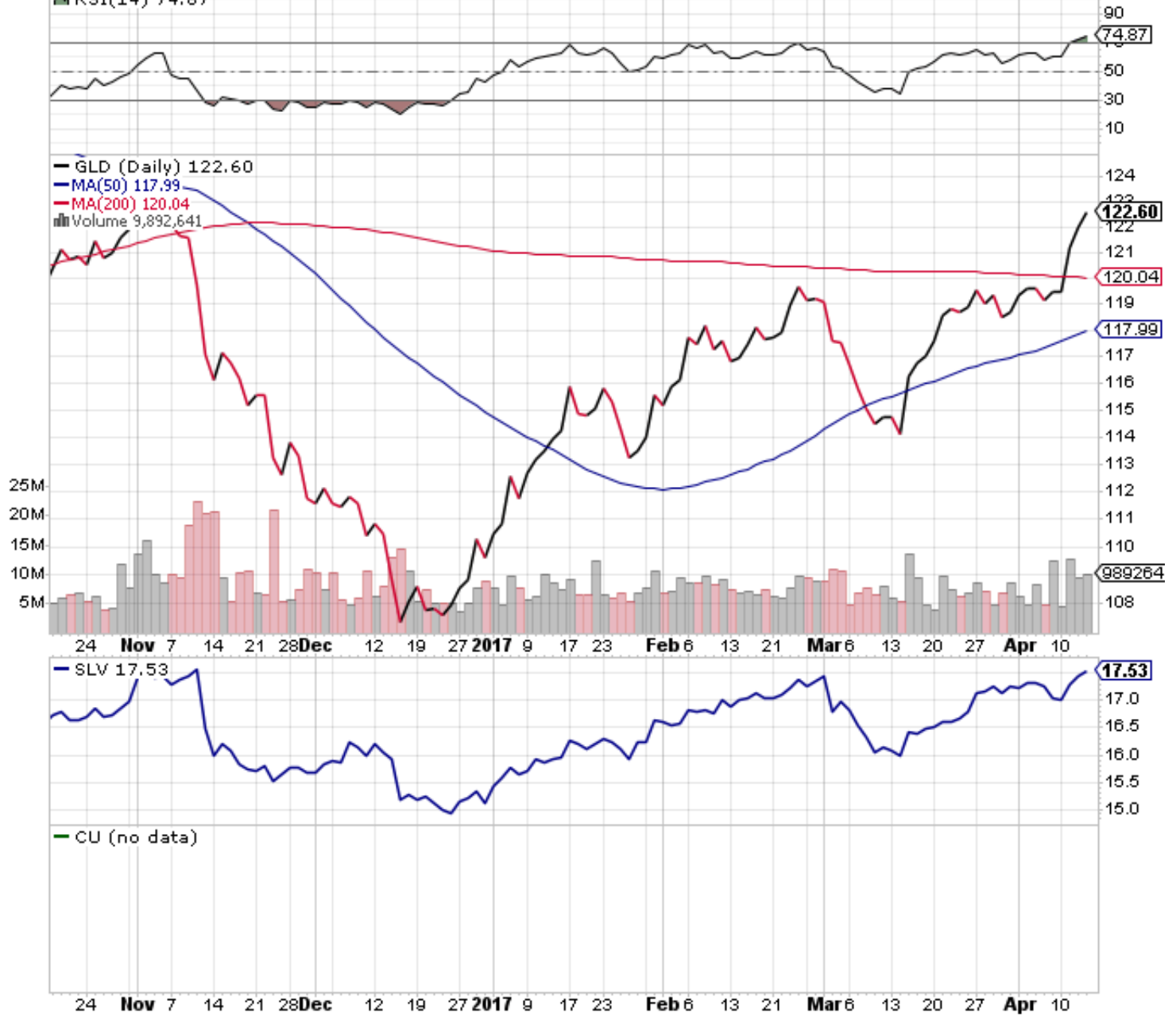
GLD SPDR Gold Shares NYSE

© StockCharts.com

13-Apr-2017

Open 122.54 High 122.65 Low 122.03 Close 122.60 Volume 9.9M Chg +0.58 (+0.48%) ▲

▲ RSI(14) 74.87



Commodities (+) SLV & CU

(C) Silver



Commodities

(E) BRAZIL

