

(US) Robotics

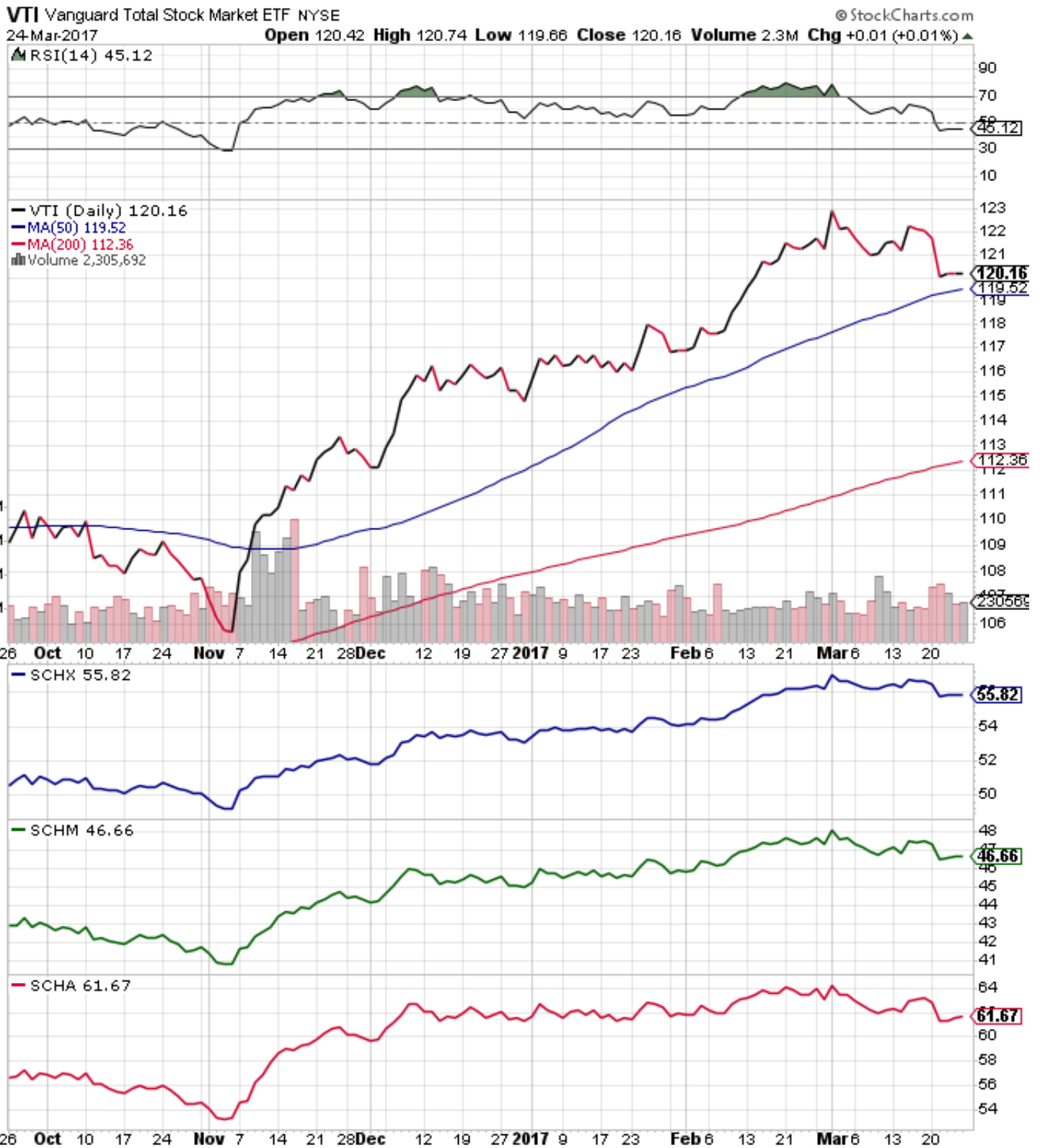
ROBO ROBO Global Robotics and Automation Index ETF Nasdaq GM © StockCharts.com

24-Mar-2017 **Open** 31.89 **High** 32.08 **Low** 31.83 **Close** 31.90 **Volume** 227.6K **Chg** +0.04 (+0.13%) ▲



US Equities

(US) US DOMESTIC



US Equities (+) SCHWAB L-M-S

(US) US Home Builders

XHB SPDR S&P Homebuilders ETF NYSE

© StockCharts.com

24-Mar-2017

Open 36.91 High 37.00 Low 36.61 Close 36.77 Volume 1.2M Chg -0.08 (-0.22%)

▲ RSI(14) 55.86



US Equities

(US) US Markets

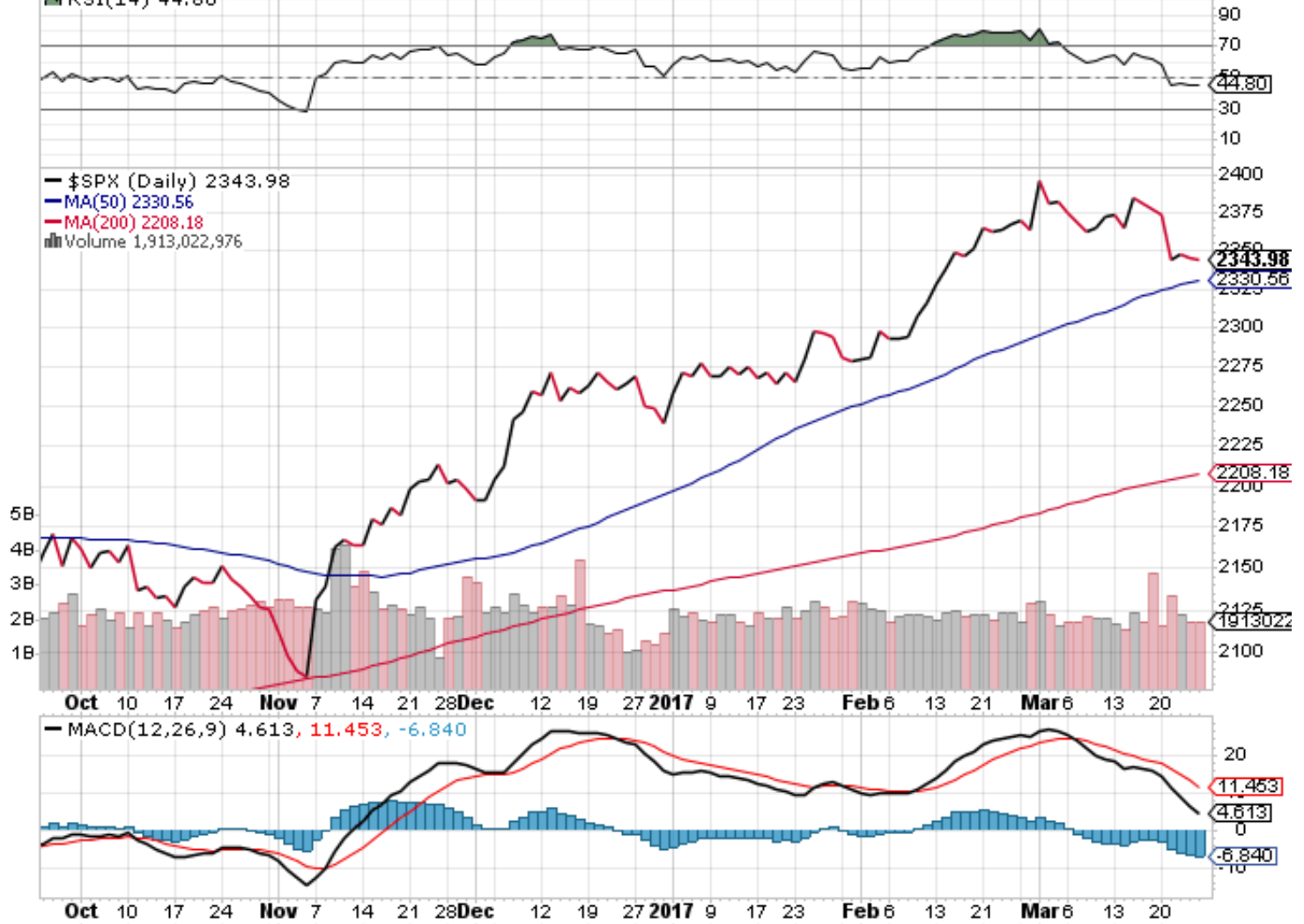
\$SPX S&P 500 Large Cap Index INDX

© StockCharts.com

24-Mar-2017

Open 2350.42 High 2356.22 Low 2335.74 Close 2343.98 Volume 1.9B Chg -1.98 (-0.08%)

▲ RSI(14) 44.80



US Equities

(US) US Real Estate

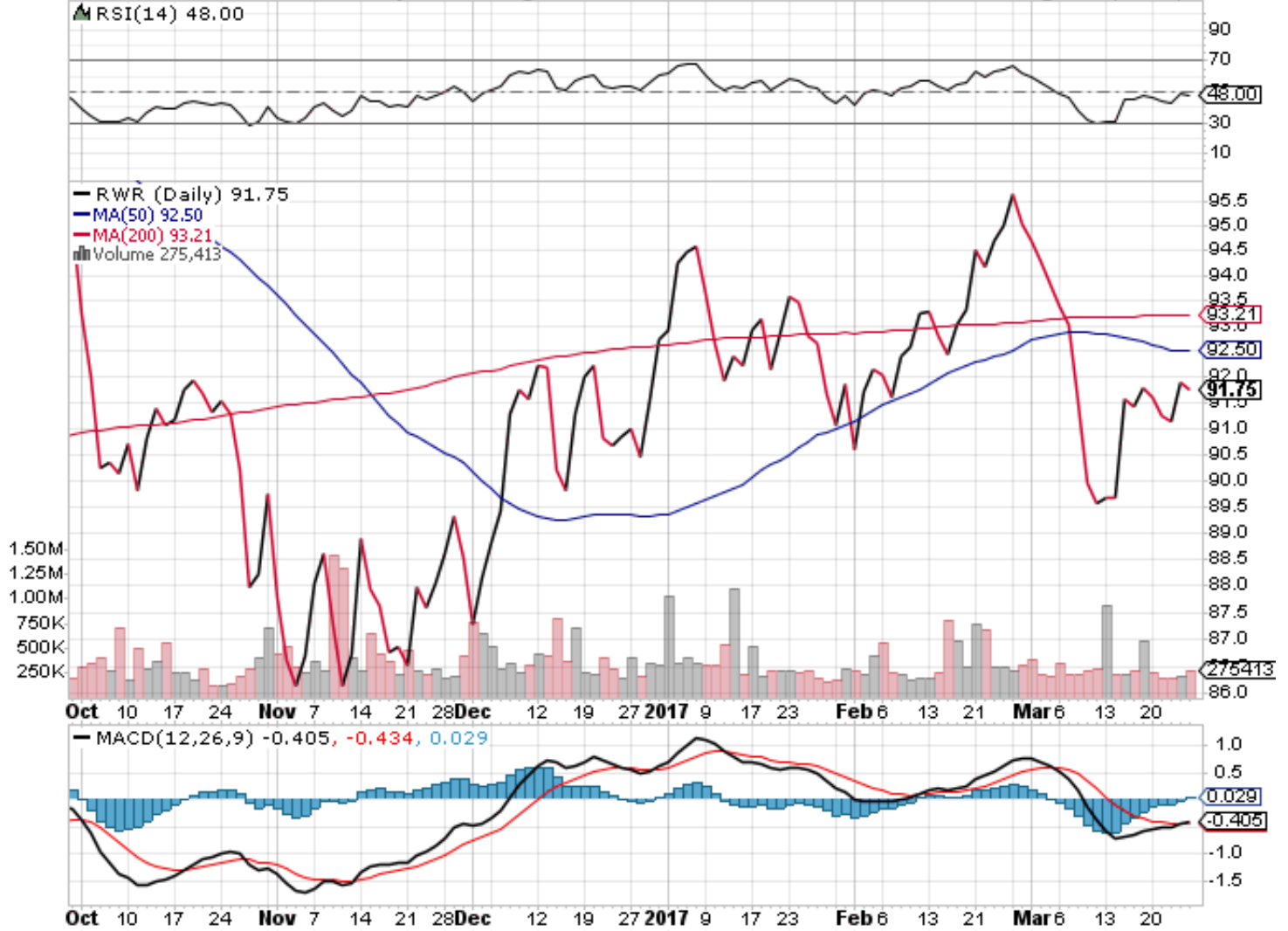
RWR SPDR Dow Jones REIT ETF NYSE

© StockCharts.com

24-Mar-2017

Open 92.04 High 92.29 Low 91.68 Close 91.75 Volume 275.4K Chg -0.14 (-0.15%)

▲ RSI(14) 48.00



US Equities

(US) US Real Estate

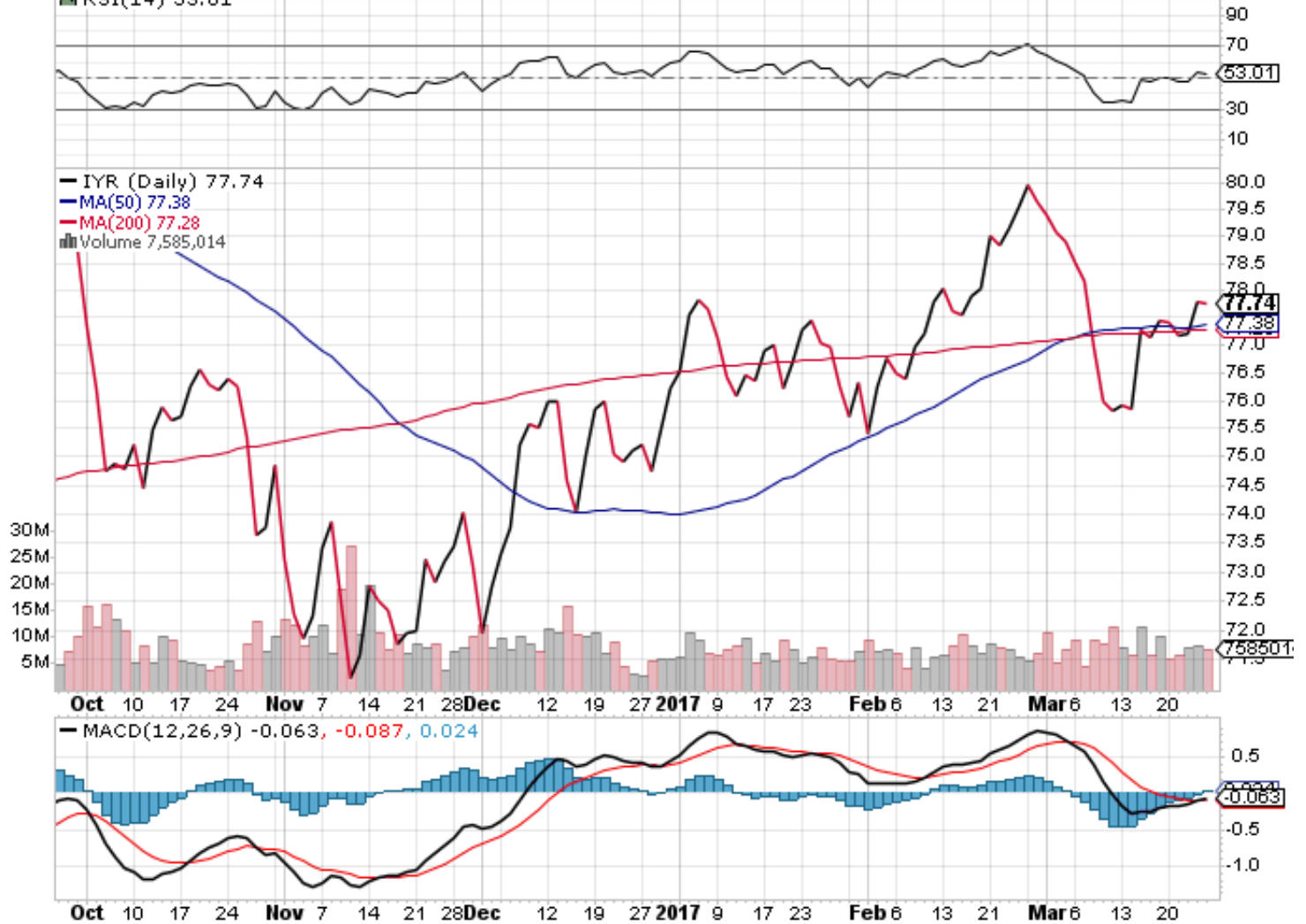
IYR iShares U.S. Real Estate ETF NYSE

© StockCharts.com

24-Mar-2017

Open 78.00 High 78.19 Low 77.60 Close 77.74 Volume 7.6M Chg -0.05 (-0.07%)

▲ RSI(14) 53.01



US Equities

S&P 500 SPDRs ETF

SPY SPDR S&P 500 ETF NYSE

© StockCharts.com

24-Mar-2017

Open 234.38 High 235.04 Low 232.96 Close 233.86 Volume 112.5M Chg -0.17 (-0.07%)

▲ RSI(14) 46.26

📊 SPY (Daily) 233.86

— MA(50) 232.01

— MA(200) 218.57

📊 Volume 112,504,856



US Equities

SPDR Barclays High Yield Bond ETF



US Dollar

UUP PowerShares DB US Dollar Index Bullish Fund NYSE

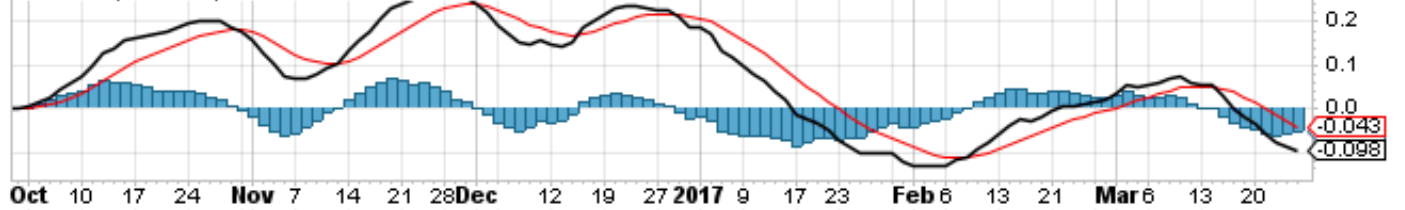
© StockCharts.com

24-Mar-2017 **Open 25.74 High 25.76 Low 25.69 Close 25.74 Volume 2.0M Chg -0.01 (-0.04%)**

▲ RSI(14) 37.04



— MACD(12,26,9) -0.098, -0.043, -0.055



Van Eck Gold Miners

GDV VanEck Vectors Gold Miners ETF NYSE

© StockCharts.com

24-Mar-2017

Open 22.95 High 23.18 Low 22.83 Close 22.92 Volume 35.7M Chg -0.11 (-0.48%)

▲ RSI(14) 50.50



Precious Metals