

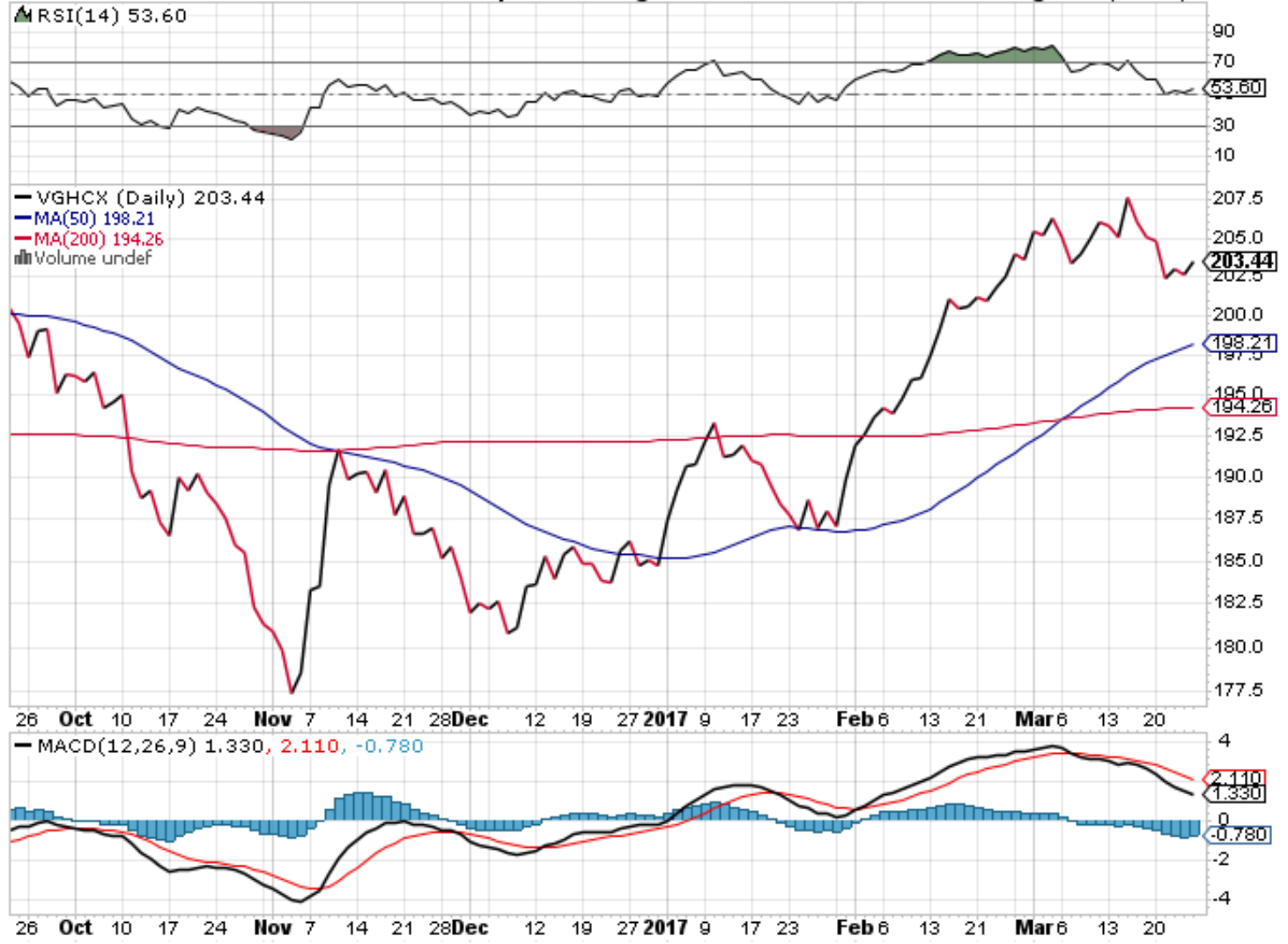
# (E) Vanguard Global Health Care

**VGHCX** Vanguard Specialized Portfolios Health Care Fund USMF

© StockCharts.com

24-Mar-2017

Open 203.44 High 203.44 Low 203.44 Close 203.44 Chg +0.76 (+0.37%) ▲



Equities

# (EU) EUROPE

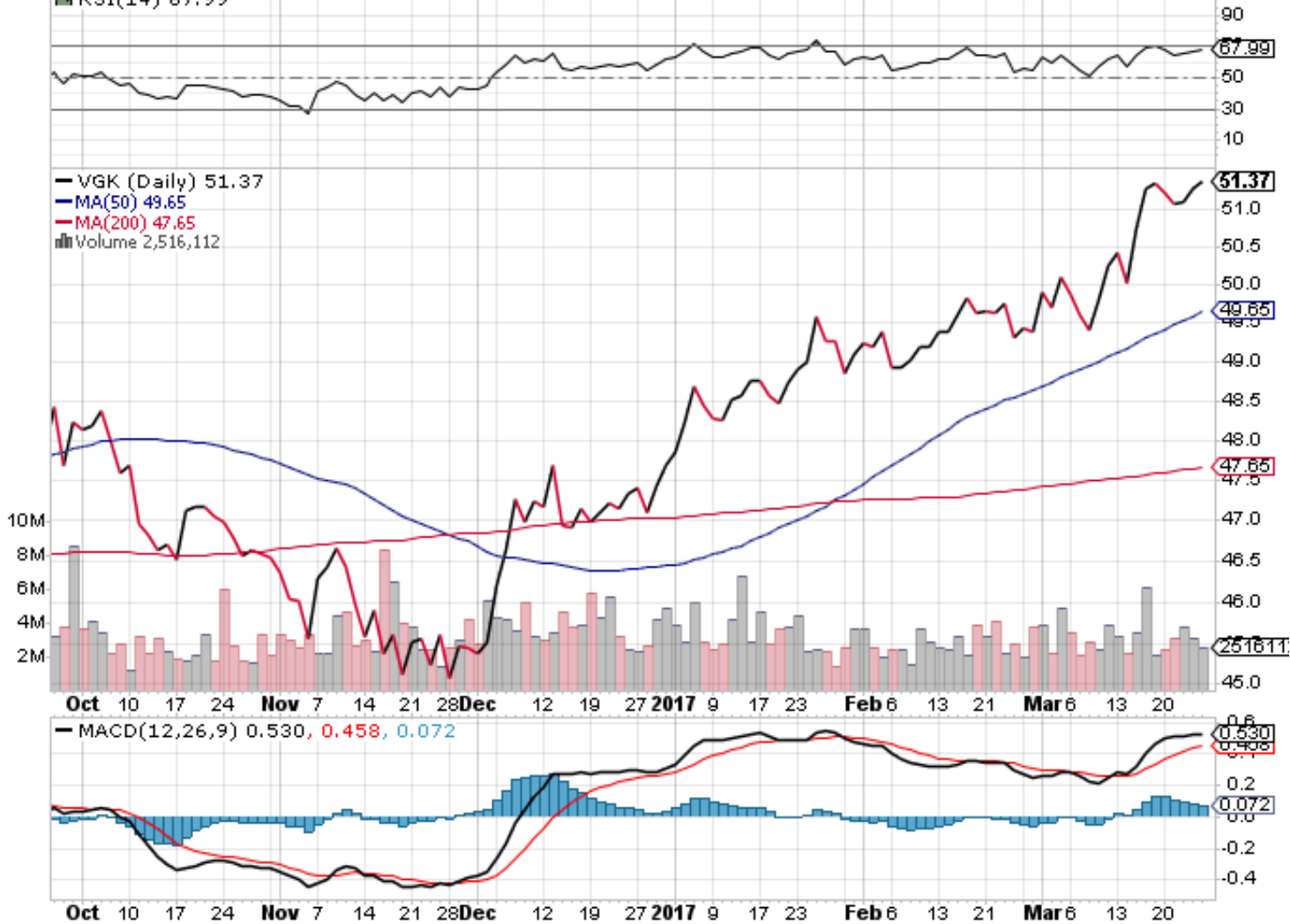
**VGK** Vanguard FTSE Europe ETF NYSE

© StockCharts.com

24-Mar-2017

**Open** 51.33 **High** 51.47 **Low** 51.27 **Close** 51.37 **Volume** 2.5M **Chg** +0.09 (+0.18%) ▲

▲ RSI(14) 67.99



Europe

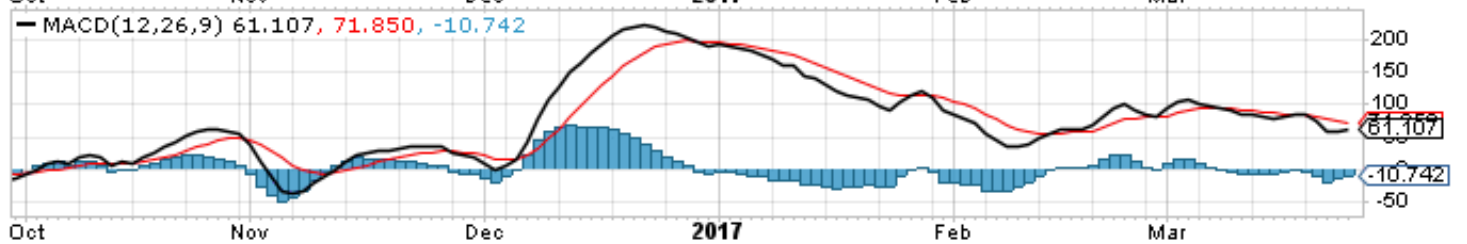
# (EU) GERMANY

**\$DAX** German DAX Composite (EOD) DEUT

© StockCharts.com

24-Mar-2017

Open 12033.27 High 12082.67 Low 12010.33 Close 12064.27 Chg +24.59 (+0.20%) ▲



Europe

# (EU) Greece

GREK Global X MSCI Greece ETF AMEX

© StockCharts.com

24-Mar-2017

Open 7.72 High 7.74 Low 7.66 Close 7.69 Volume 162.0K Chg -0.04 (-0.52%)

▲ RSI(14) 45.66



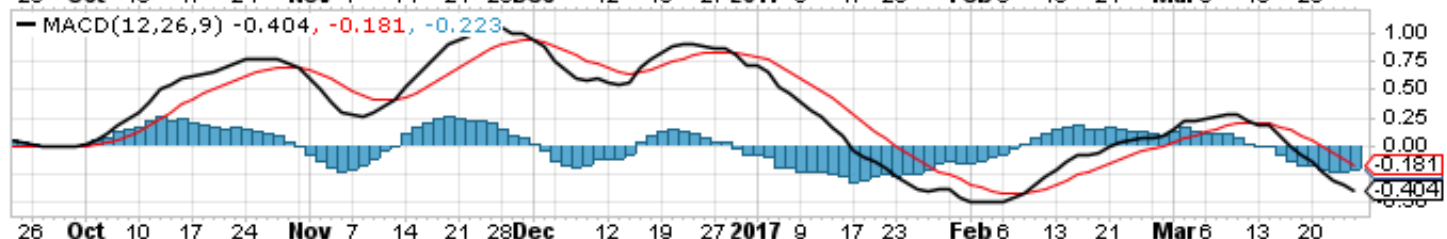
Europe

# (FI) \$ US DOLLAR

**\$USD** US Dollar Index - Cash Settle (EOD) ICE

24-Mar-2017

© StockCharts.com  
Open 99.57 High 99.82 Low 99.36 Close 99.44 Chg -0.12 (-0.12%) ▼



Fixed Income

# (FI) 20 yr TREASURY

TLT iShares 20+ Year Treasury Bond ETF Nasdaq GM

© StockCharts.com

24-Mar-2017

Open 120.53 High 121.10 Low 120.40 Close 120.88 Volume 5.8M Chg +0.43 (+0.36%) ▲

▲ RSI(14) 59.49



Fixed Income

# (FI) Barclays 7-10 Yr T-Bond Fund

IEF iShares 7-10 Year Treasury Bond ETF NYSE

© StockCharts.com

24-Mar-2017

Open 105.39 High 105.61 Low 105.35 Close 105.48 Volume 2.5M Chg +0.06 (+0.06%) ▲

▲ RSI(14) 59.52



Fixed Income

# (FI) iShares BARCLAYS

AGG iShares Core U.S. Aggregate Bond ETF NYSE

© StockCharts.com

24-Mar-2017

Open 108.35 High 108.51 Low 108.31 Close 108.36 Volume 3.4M Chg -0.09 (-0.08%)

▲ RSI(14) 58.72



Fixed Income



# (US) Aerospace & Defense

ITA iShares U.S. Aerospace & Defense ETF NYSE

© StockCharts.com

24-Mar-2017 **Open** 148.79 **High** 148.89 **Low** 146.69 **Close** 147.22 **Volume** 411.8K **Chg** -1.33 (-0.89%) ▼

▲ RSI(14) 40.66



Equities

# (US) iShares BIOTECH

