

# (A) ASIA (-) JAPAN

**AAXJ** iShares MSCI All Country Asia ex Japan Index Fund Nasdaq GM

© StockCharts.com

15-Apr-2016

**Open** 55.38 **High** 55.38 **Low** 55.08 **Close** 55.10 **Volume** 526.8K **Chg** -0.31 (-0.56%) ▼

▲ RSI(14) 60.96



Asia

# (A) CHINA

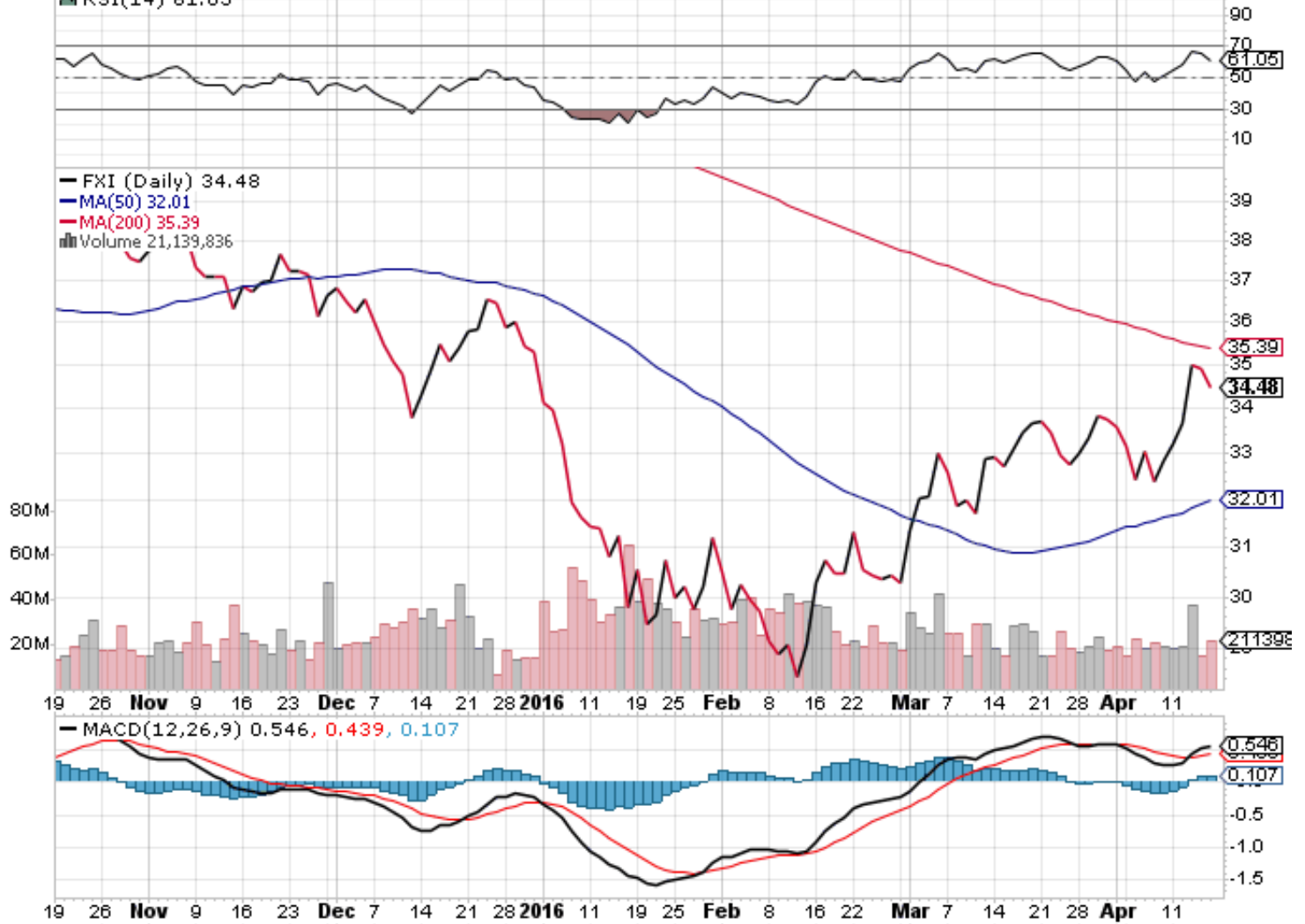
FXI iShares FTSE China 25 Index Fund NYSE

© StockCharts.com

15-Apr-2016

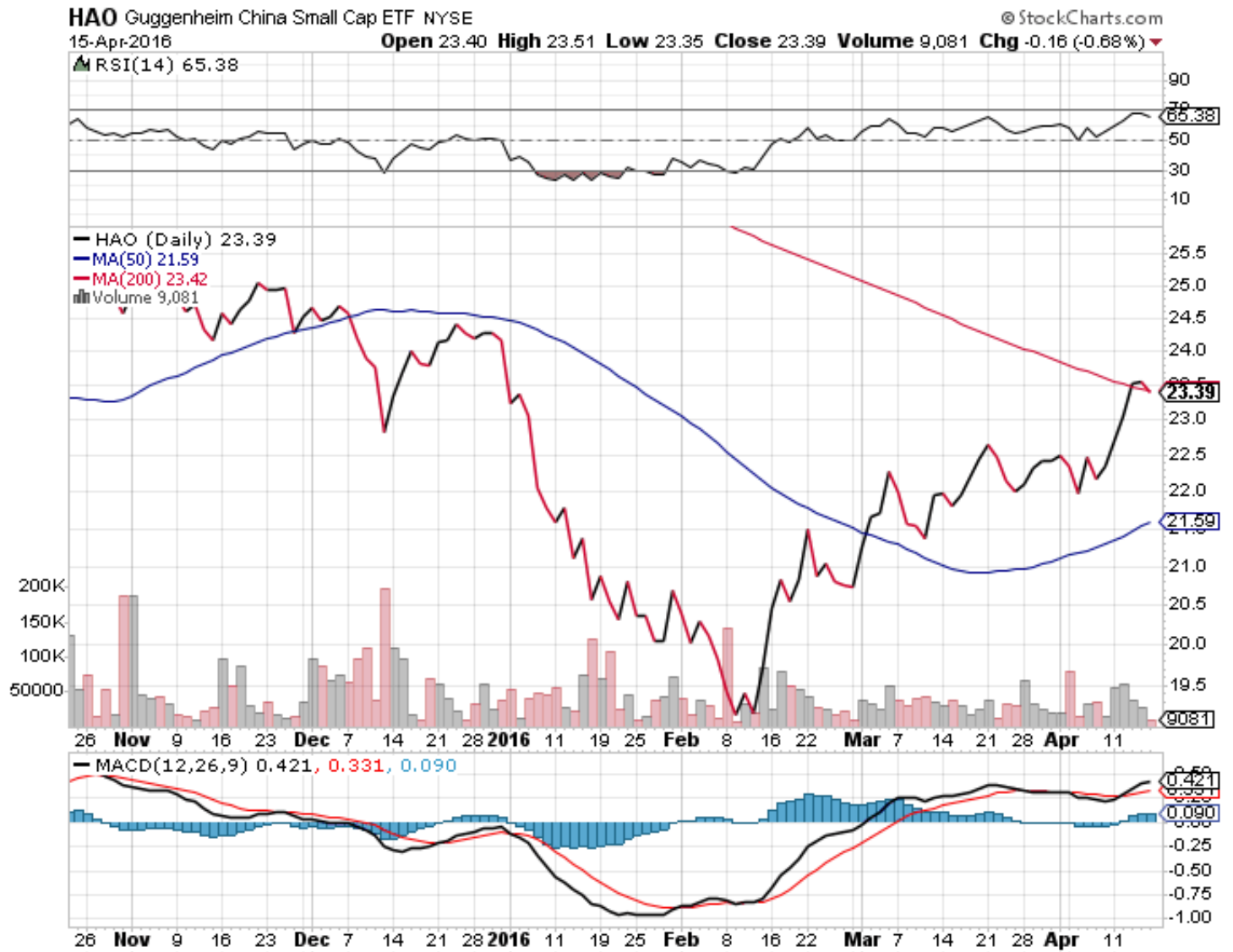
Open 34.68 High 34.73 Low 34.46 Close 34.48 Volume 21.1M Chg -0.44 (-1.26%)

▲ RSI(14) 61.05



Asia

# (A) China Small Caps



Asia

# (A) China Trends



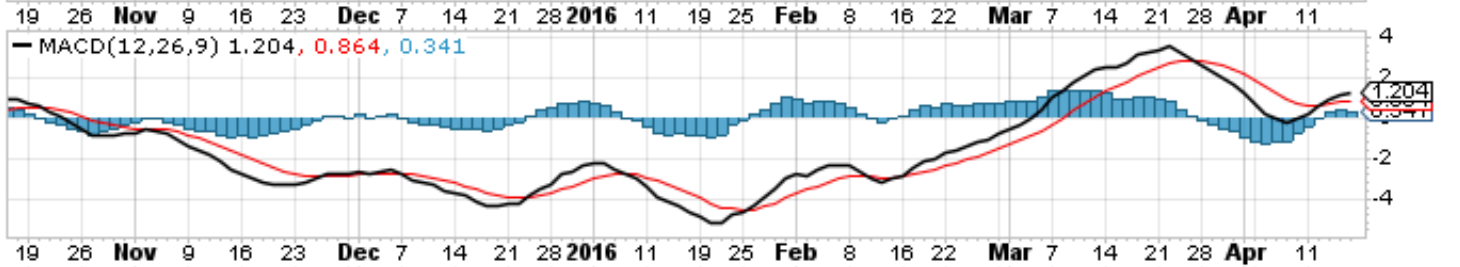
Asia

# (C) COMMODITIES

**\$CRB Reuters/Jefferies CRB Index (EOD) INDX**  
15-Apr-2016

Open 173.09 High 174.23 Low 172.36 Close 173.64 Chg -1.14 (-0.65%)

© StockCharts.com



Commodities

# (C) Energy Index

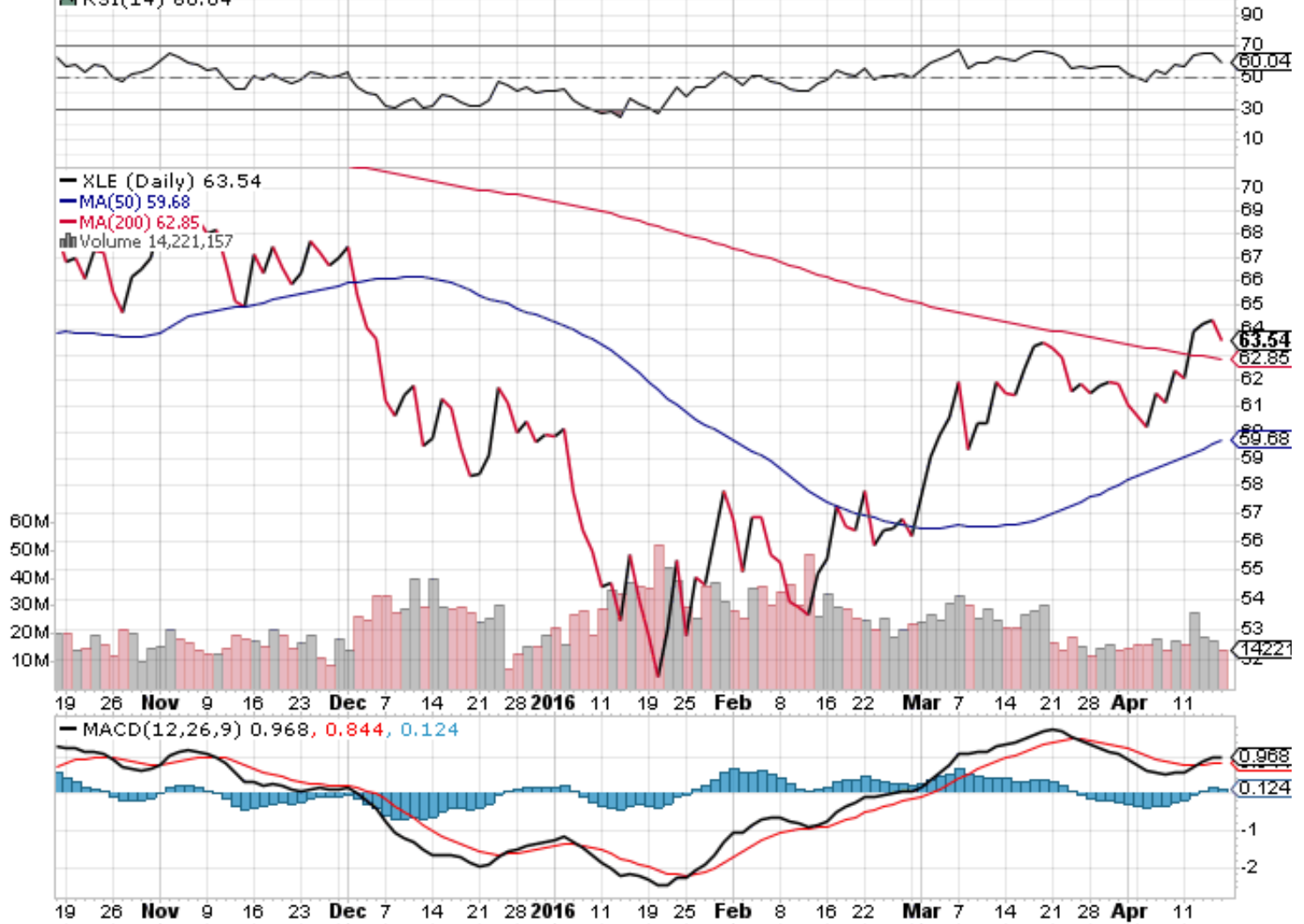
XLE Energy Select Sector SPDR NYSE

© StockCharts.com

15-Apr-2016

Open 64.05 High 64.16 Low 63.46 Close 63.54 Volume 14.2M Chg -0.87 (-1.35%) ▼

▲ RSI(14) 60.04



Commodities

# (C) OIL & GAS

**OIL** iPath S&P GSCI Crude Oil Total Return Index ETN NYSE

© StockCharts.com

15-Apr-2016

Open 5.49 High 5.50 Low 5.38 Close 5.47 Volume 2.6M Chg -0.15 (-2.67%)

▲ RSI(14) 56.21



Commodities (+) NG

# (C) PRECIOUS METALS

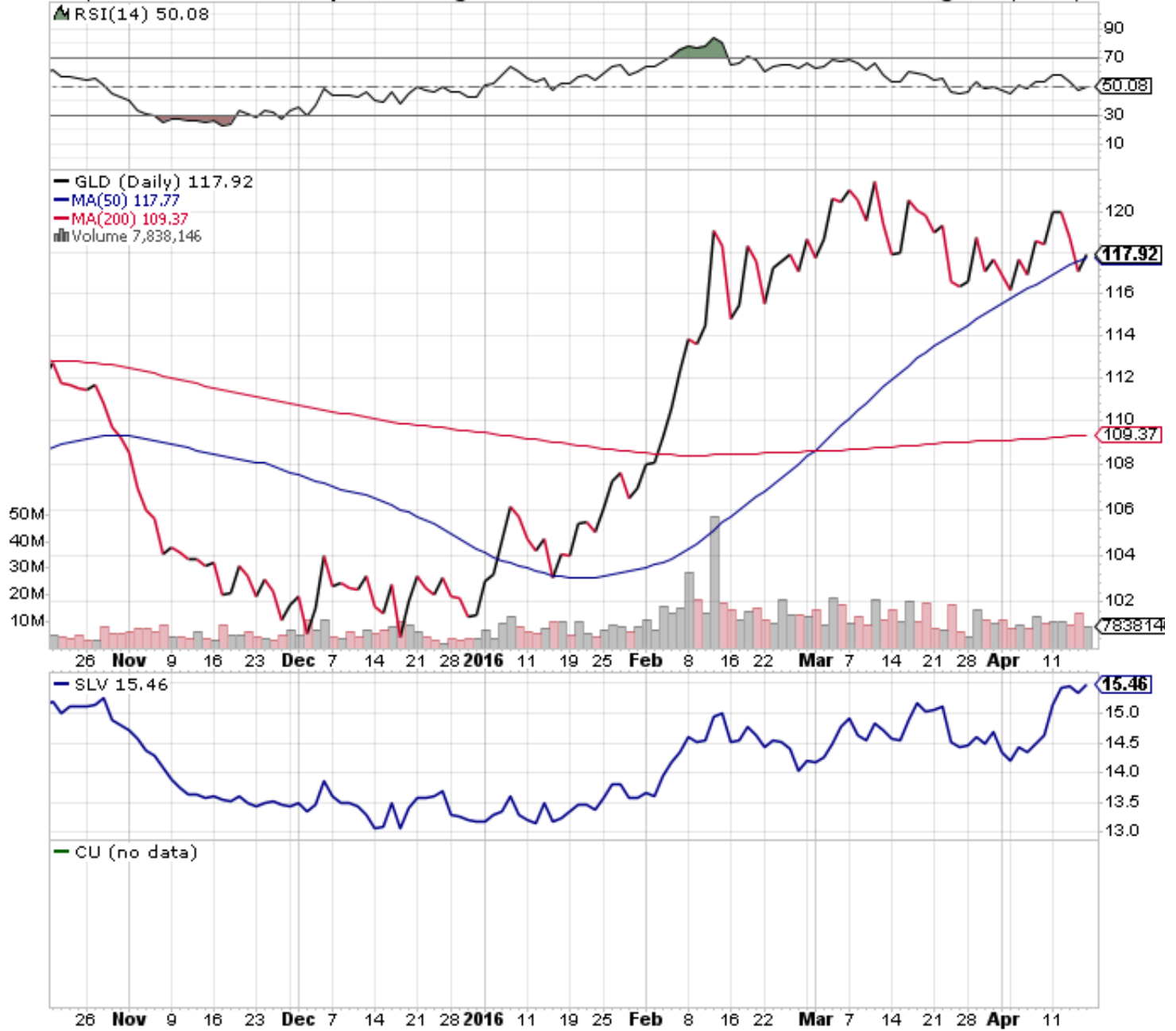
GLD SPDR Gold Trust Shares NYSE

© StockCharts.com

15-Apr-2016

Open 117.33 High 118.12 Low 117.19 Close 117.92 Volume 7.8M Chg +0.81 (+0.69%) ▲

▲ RSI(14) 50.08



Commodities (+) SLV & CU



# (C) Silver



# (E) BRAZIL

EWZ Brazil iShares NYSE

15-Apr-2016

Open 28.41 High 28.64 Low 28.22 Close 28.59 Volume 27.0M Chg +0.04 (+0.14%) ▲

© StockCharts.com

▲ RSI(14) 66.53



Equities