

(E) Emerging Markets



Equities

(E) EUROPE - ASIA - AUSTRALIA

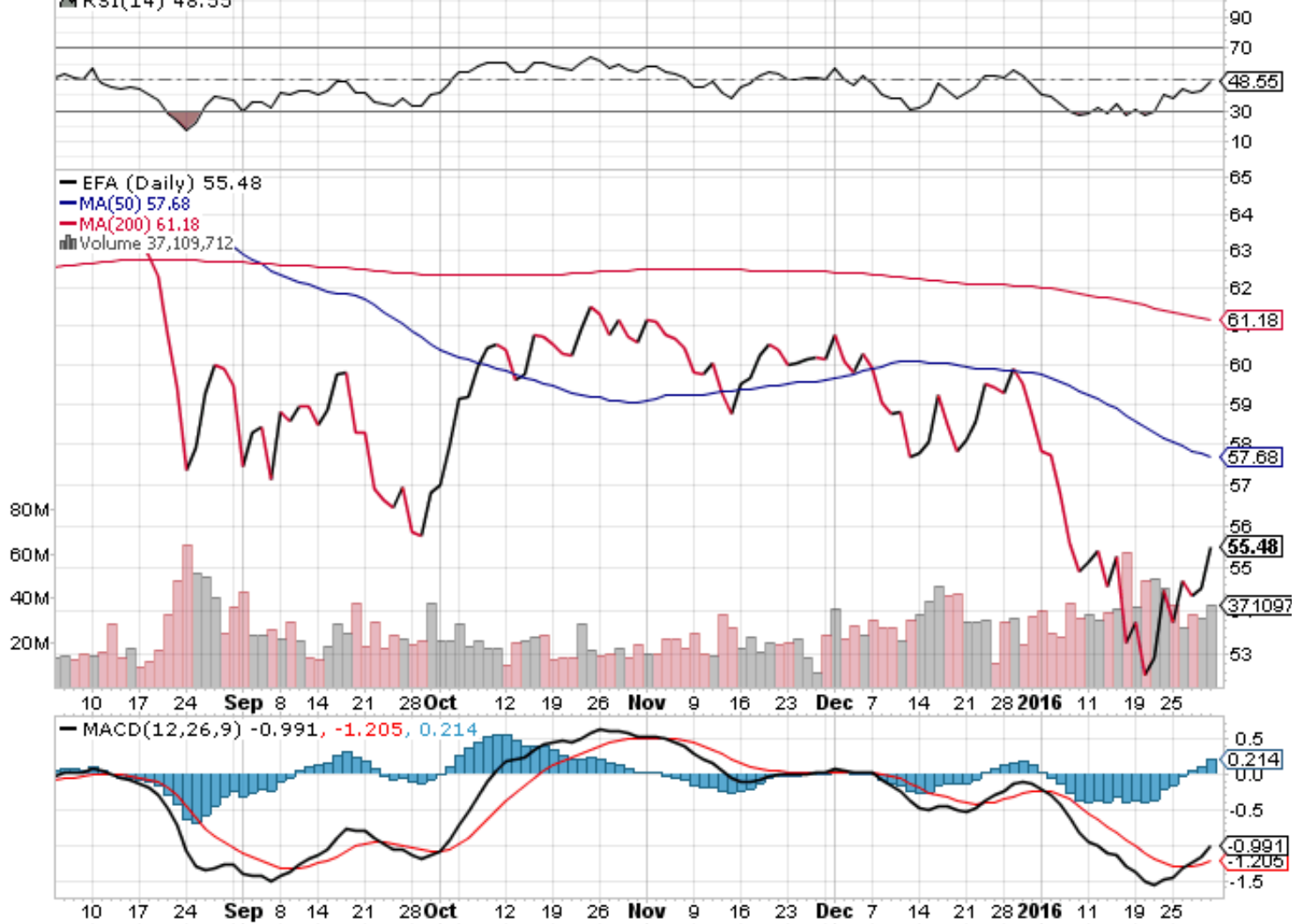
EFA iShares MSCI EAFE Index Fund NYSE

© StockCharts.com

29-Jan-2016

Open 54.75 High 55.52 Low 54.70 Close 55.48 Volume 37.1M Chg +0.96 (+1.76%) ▲

▲ RSI(14) 48.55



Equities

(E) FRONTIER

WAFMX Wasatch Frontier Emerging Small Countries Fund USMF

© StockCharts.com

29-Jan-2016

Open 2.57 High 2.57 Low 2.57 Close 2.57 Chg +0.02 (+0.78%) ▲



Equities (+) FRN

(E) INDIA

MINDX Matthews India Fund USMF

29-Jan-2016

© StockCharts.com

Open 24.88 High 24.88 Low 24.88 Close 24.88 Chg +0.54 (+2.22%) ▲



(E) Equities

(E) INTERNATIONAL EQUITIES

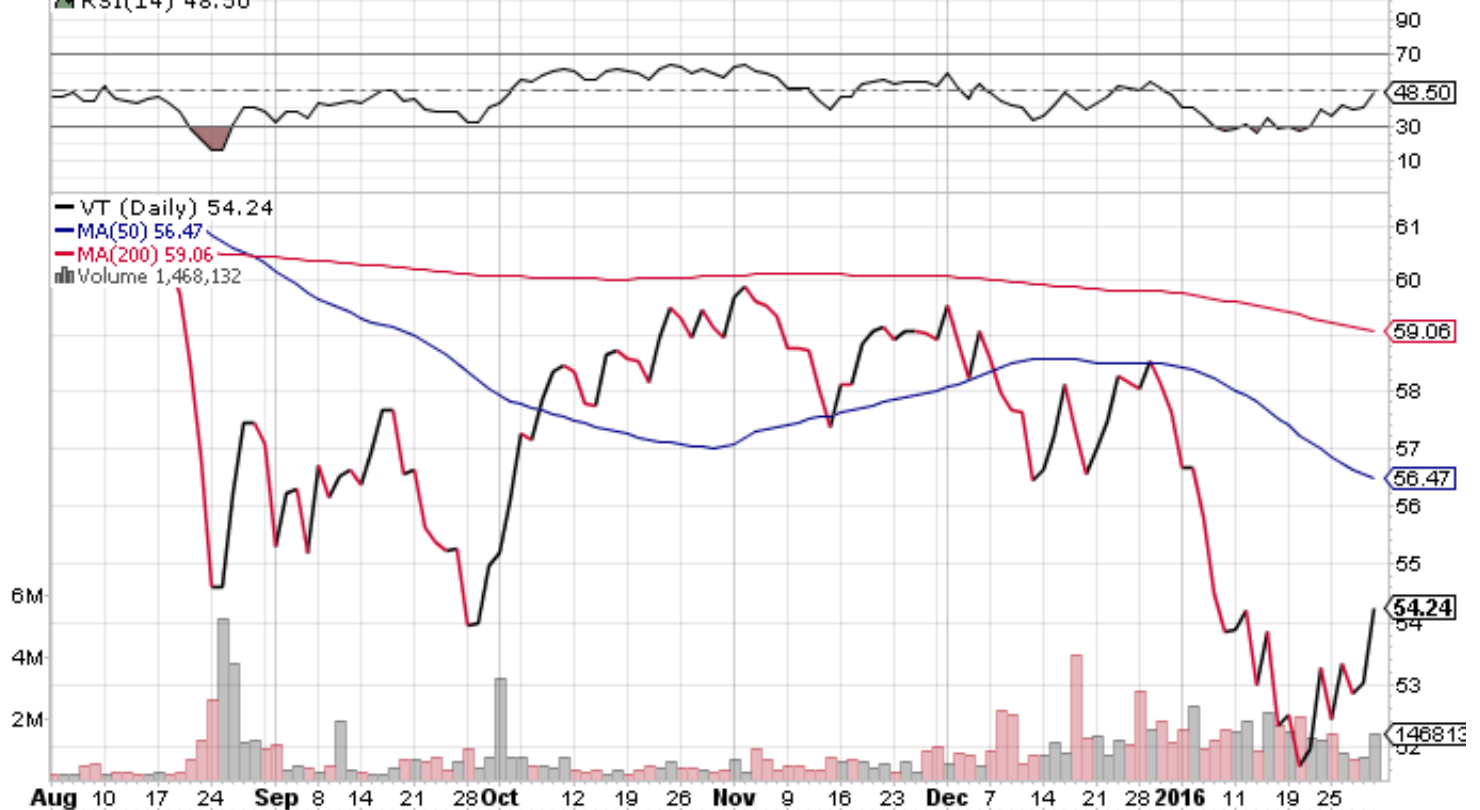
VT Vanguard Total World Stock ETF NYSE

© StockCharts.com

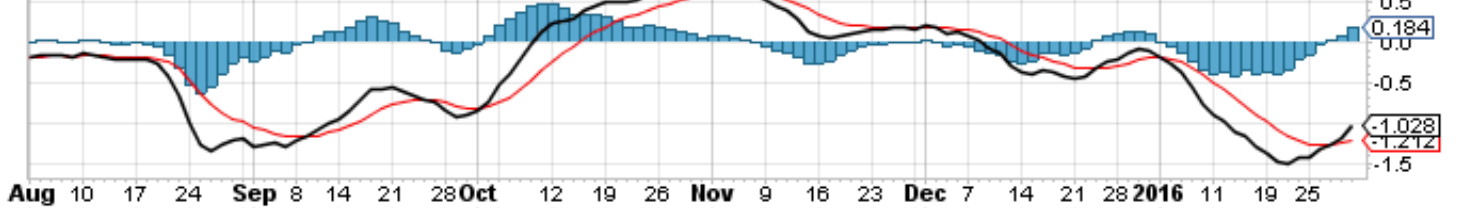
29-Jan-2016

Open 53.32 High 54.24 Low 53.31 Close 54.24 Volume 1.5M Chg +1.22 (+2.30%) ▲

▲ RSI(14) 48.50



MACD(12,26,9) -1.028, -1.212, 0.184



Equities

(E) INTERNATIONAL EQUITIES (-) US



Equities

(E) iShares Russell 2000



(E) LATIN AMERICA



Equities - EMERGING MKTS

(E) New Zealand



Equities

(E) Power Shares

