

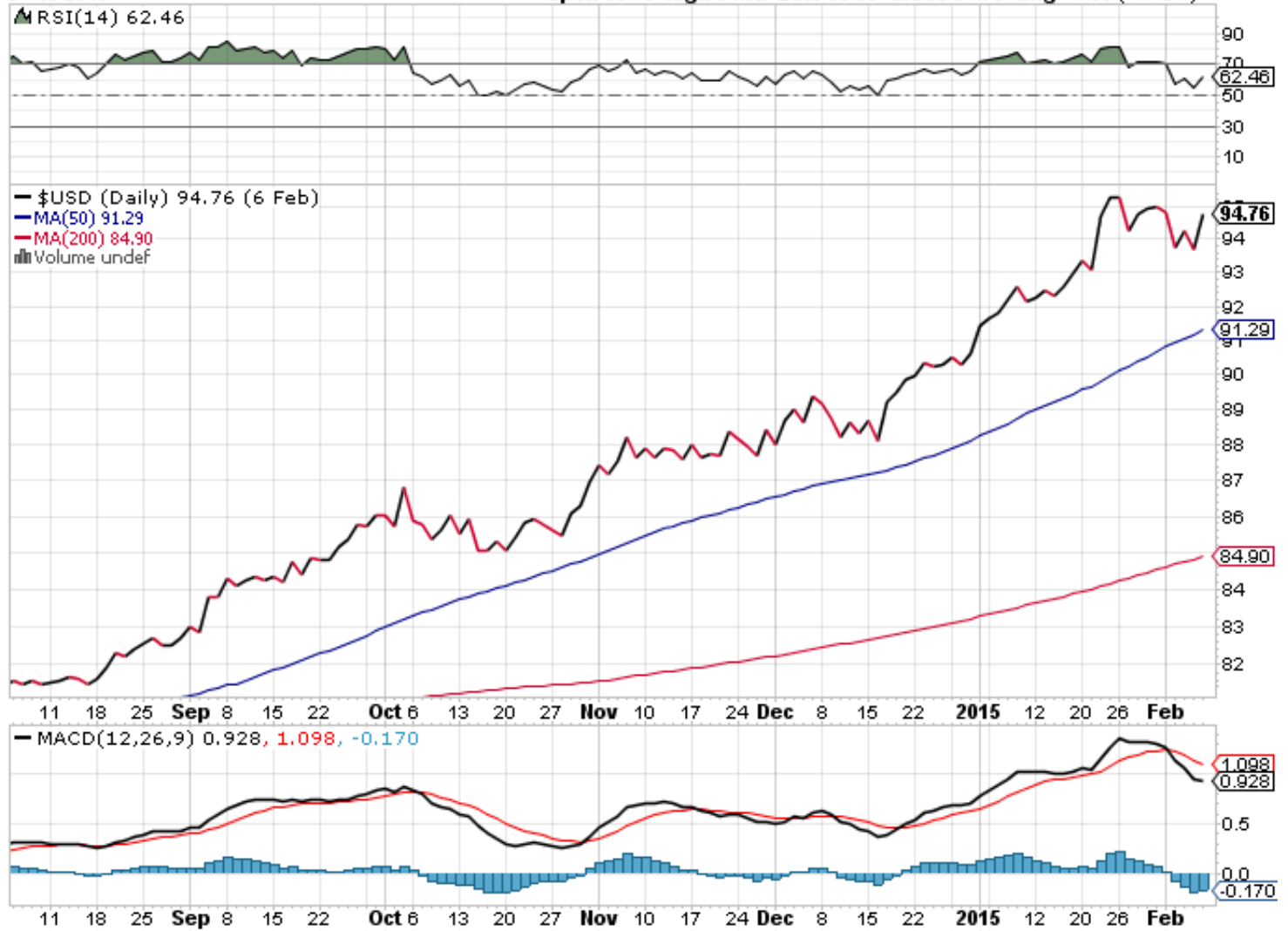
1 - US Dollar Index

\$USD US Dollar Index - Cash Settle (EOD) ICE

© StockCharts.com

6-Feb-2015

Open 93.73 High 94.92 Low 93.68 Close 94.76 Chg +1.08 (+1.16%) ▲



2 - Interest Rates (10 Year Treasury)

\$TNX 10 Year Treasury Note Yield INDX

© StockCharts.com

9-Feb-2015 9:44am

Open 19.22 High 19.25 Low 19.03 Last 19.24 Chg -0.14 (-0.72%) ▼

▲ RSI(14) 52.90



3 - Barclays Aggregate Bond Fund

AGG iShares Barclays Aggregate Bond Fund NYSE + BATS

© StockCharts.com

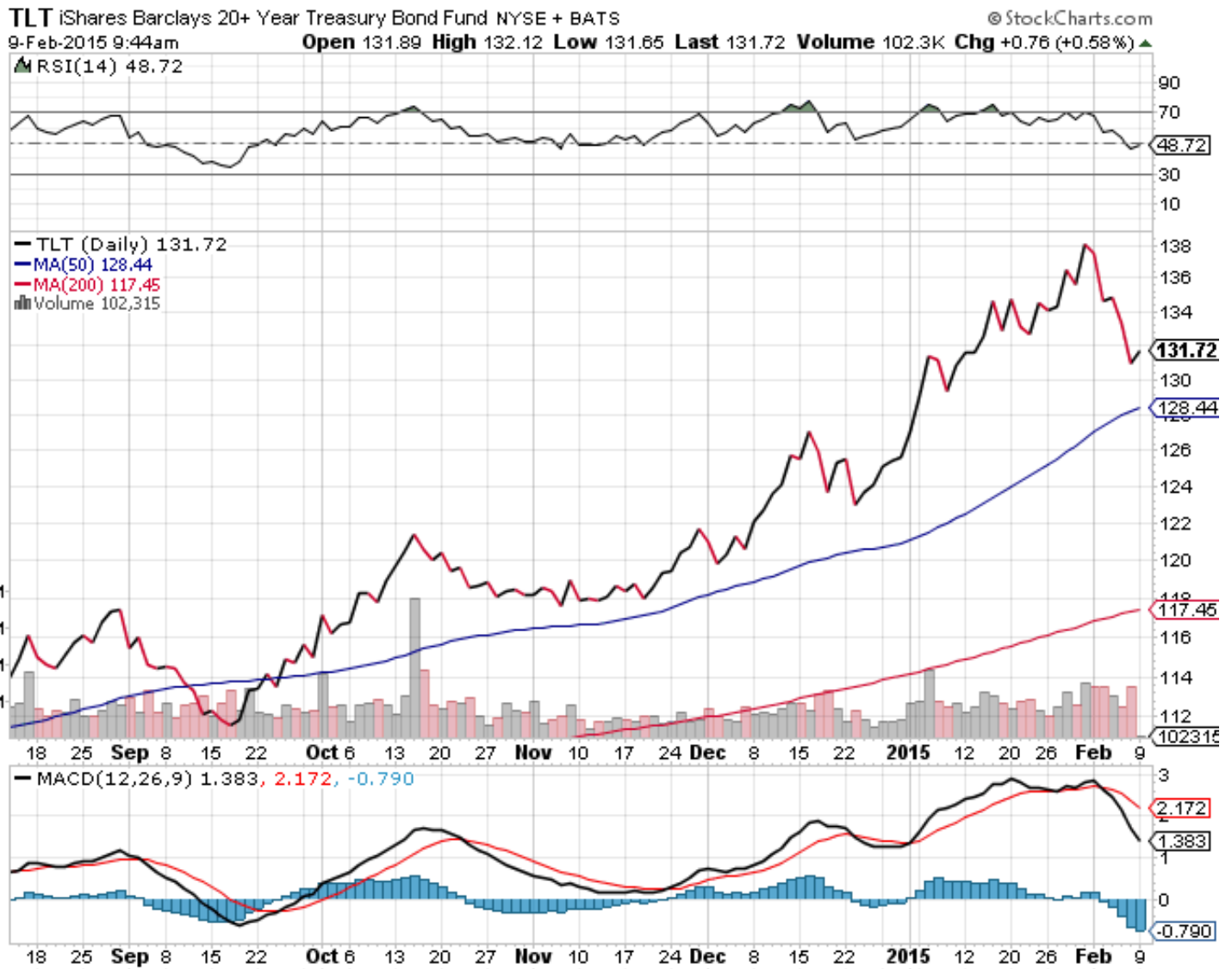
9-Feb-2015 9:44am

Open 111.23 High 111.30 Low 111.22 Last 111.22 Volume 8,872 Chg +0.16 (+0.14%) ▲

▲ RSI(14) 50.21



4 - Barclays 20 yr Treasury Bond Fund



5 - US Markets

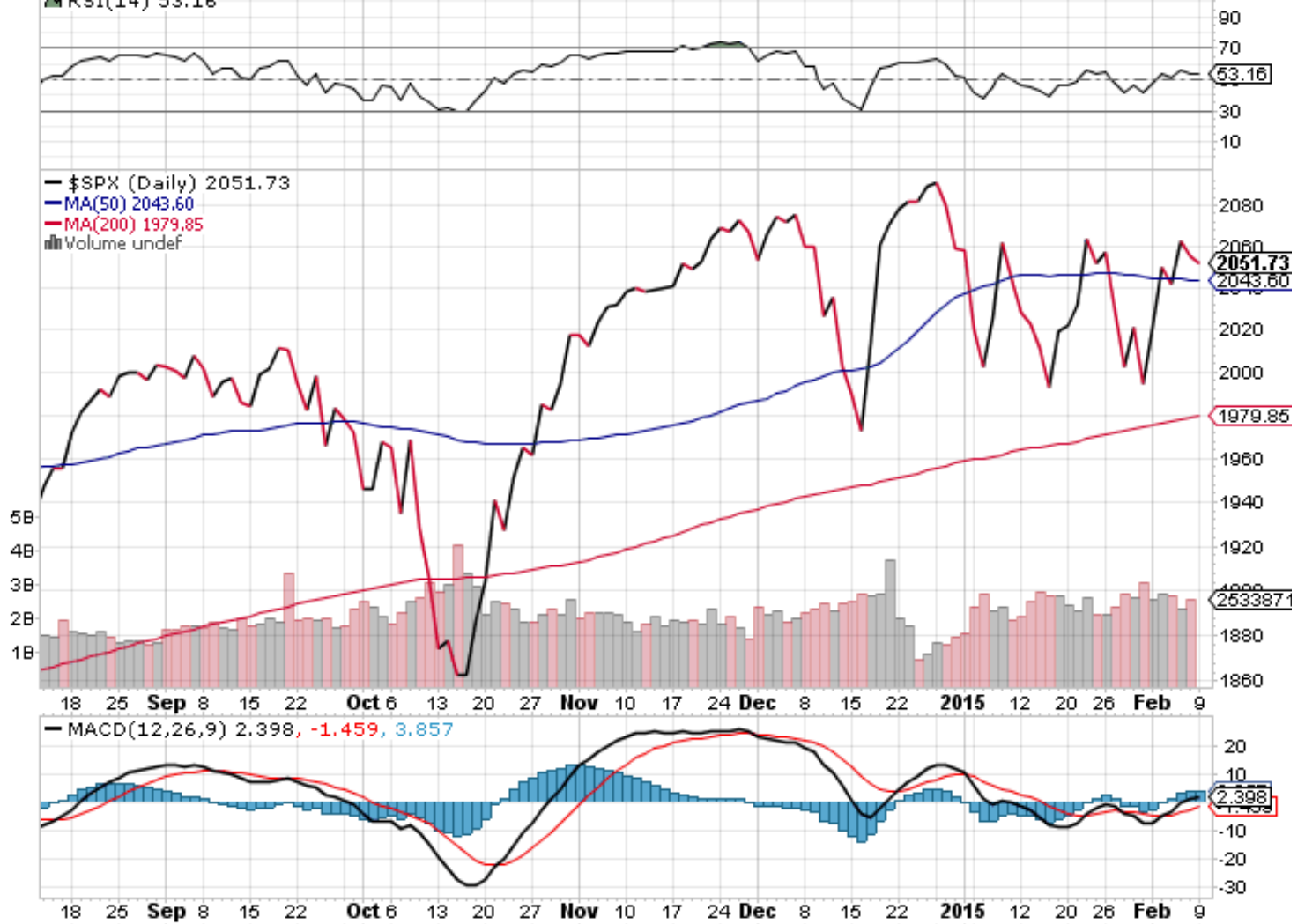
\$SPX S&P 500 Large Cap Index INDX

© StockCharts.com

9-Feb-2015 9:44am

Open 2053.47 High 2053.61 Low 2048.85 Last 2051.73 Chg -3.74 (-0.18%)

▲ RSI(14) 53.16



6 - European Markets

VGK Vanguard European VIPERs NYSE + BATS

© StockCharts.com

9-Feb-2015 9:44am

Open 53.26 High 53.44 Low 53.23 Last 53.43 Volume 38.1K Chg -0.26 (-0.48%)

▲ RSI(14) 52.44



7 - Chinese Markets

FXI iShares FTSE China 25 Index Fund NYSE + BATS

© StockCharts.com

9-Feb-2015 9:44am

Open 41.85 **High** 42.11 **Low** 41.85 **Last** 42.07 **Volume** 66.1K **Chg** +0.03 (+0.07%) ▲

▲ **RSI(14)** 49.49



8 - Emerging Markets



9 - Precious Metals

GLD SPDR Gold Trust Shares NYSE + BATS

© StockCharts.com

9-Feb-2015 9:44am

Open 118.83 High 118.98 Low 118.83 Last 118.88 Volume 25.8K Chg +0.24 (+0.20%) ▲

▲ RSI(14) 45.95

