

ABB

ABB Abb Ltd. NYSE

13-Feb-2015

Open 21.38 High 21.46 Low 21.26 Close 21.34 Volume 1.6M Chg +0.27 (+1.28%) ▲

© StockCharts.com

▲ RSI(14) 65.89



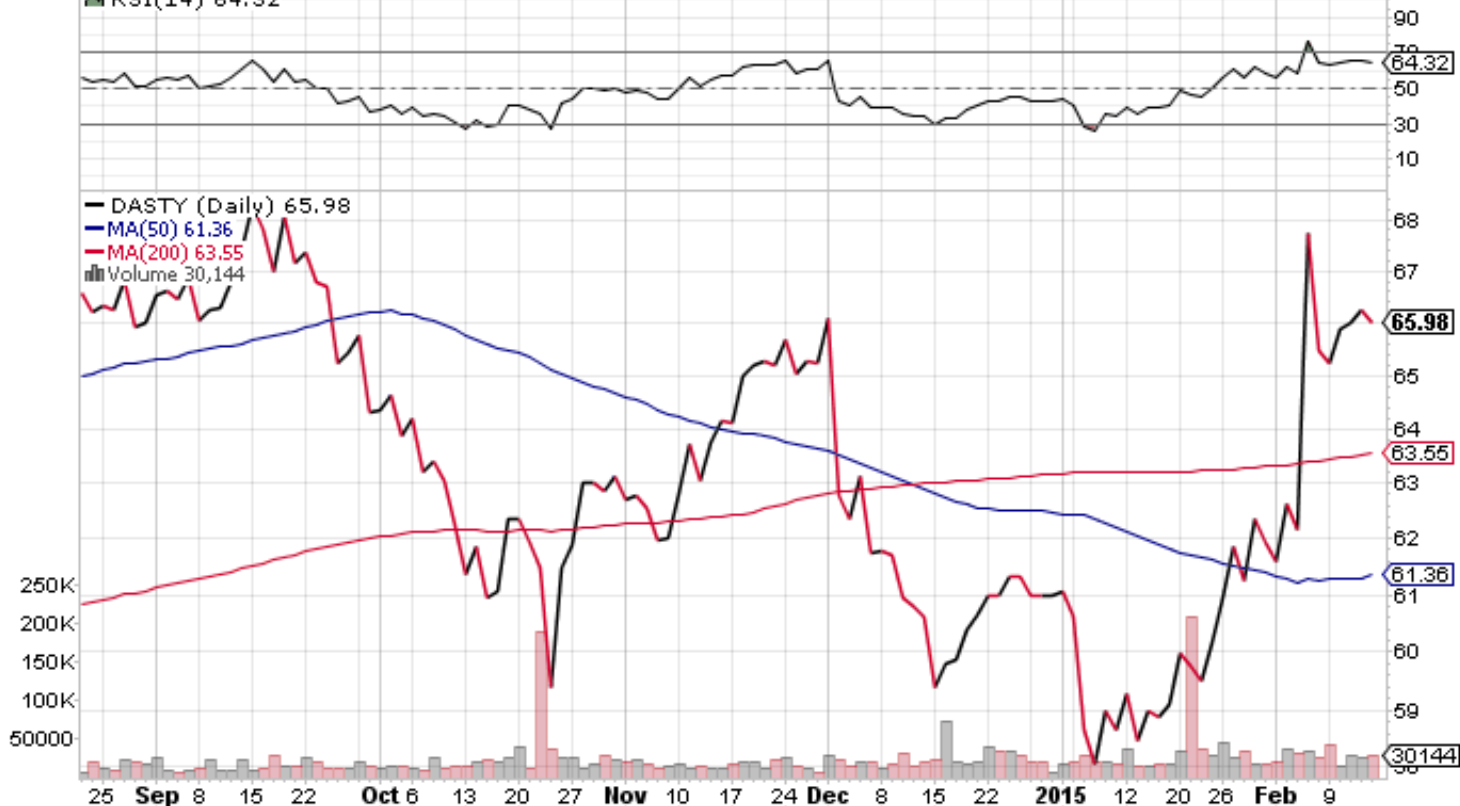
DASTY

DASTY Dassault Systemes, S.A. OTC Mkt.

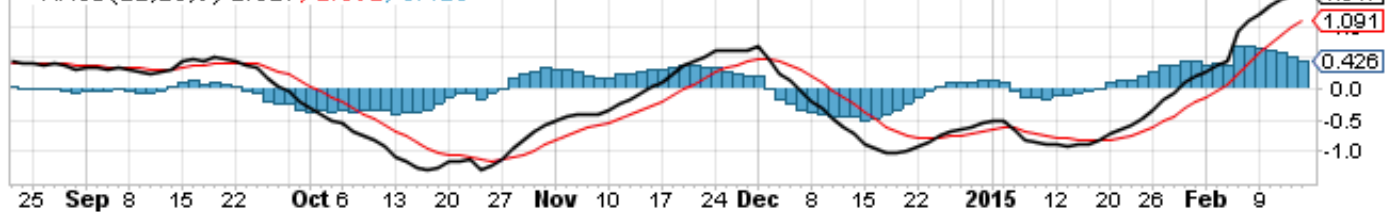
© StockCharts.com

13-Feb-2015 **Open 66.29 High 66.52 Low 65.97 Close 65.98 Volume 30.1K Chg -0.26 (-0.39%)**

▲ RSI(14) 64.32



— MACD(12,26,9) 1.517, 1.091, 0.426



DTEGY

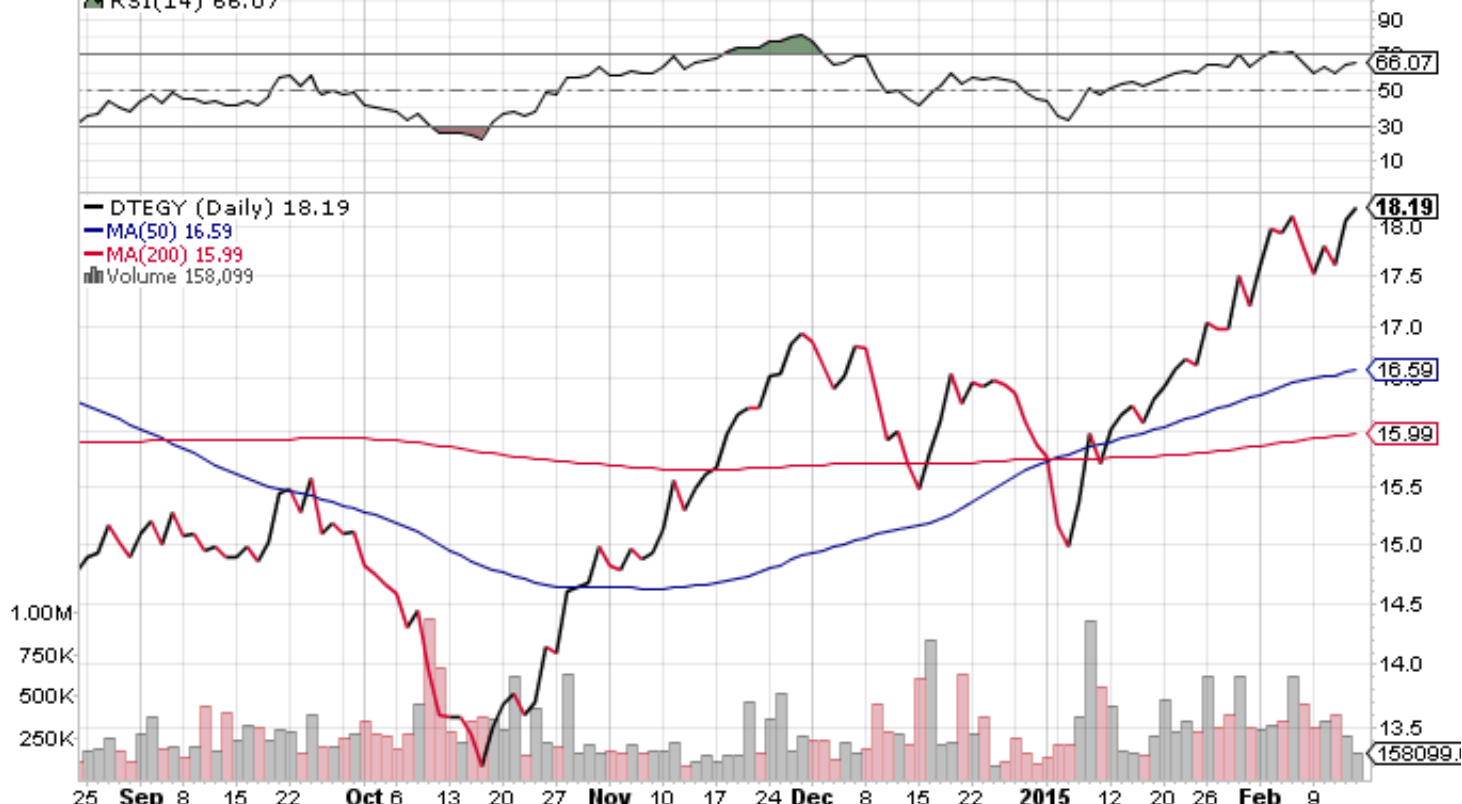
DTEGY Deutsche Telekom Ag Ads OTC Mkt.

© StockCharts.com

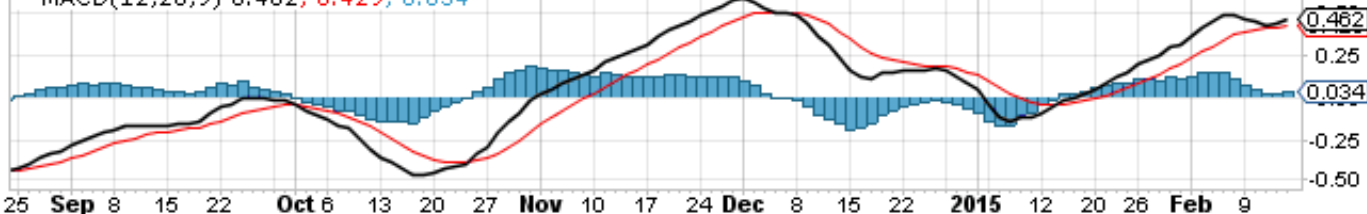
13-Feb-2015

Open 18.17 High 18.19 Low 18.08 Close 18.19 Volume 158.1K Chg +0.13 (+0.73%) ▲

▲ RSI(14) 66.07



— MACD(12,26,9) 0.462, 0.429, 0.034



EWG

EWG Germany iShares NYSE

13-Feb-2015

Open 29.18 High 29.23 Low 29.08 Close 29.19 Volume 5.9M Chg -0.01 (-0.03%)

© StockCharts.com

▲ RSI(14) 59.87



EWI

EWI Italy iShares NYSE

13-Feb-2015

Open 14.41 High 14.46 Low 14.35 Close 14.44 Volume 2.6M Chg +0.05 (+0.35%) ▲

© StockCharts.com

▲ RSI(14) 59.21



EWN



PHG

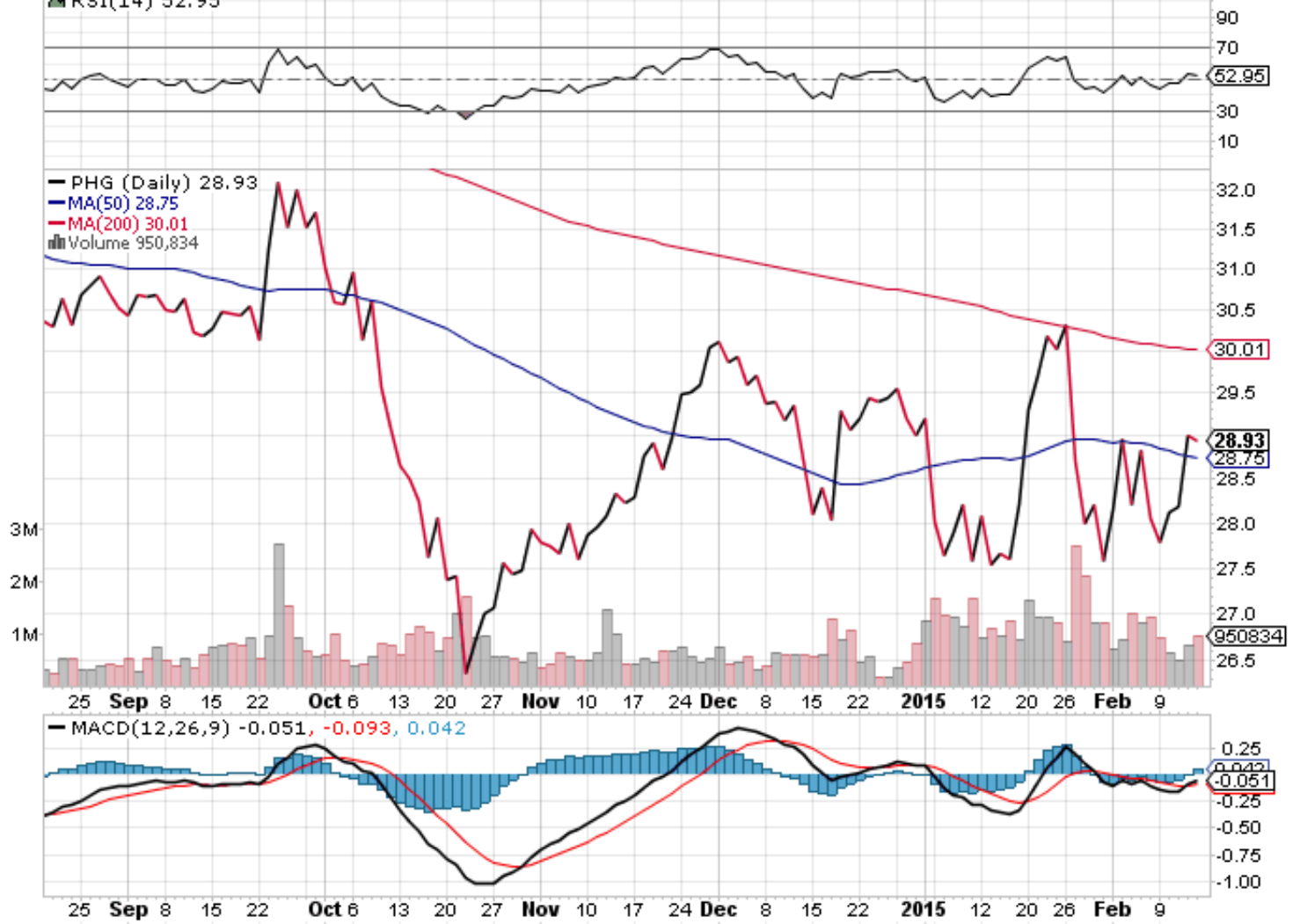
PHG Koninklijke Philips Elect NYSE

© StockCharts.com

13-Feb-2015

Open 28.86 High 28.99 Low 28.82 Close 28.93 Volume 950.8K Chg -0.07 (-0.24%)

▲ RSI(14) 52.95



RYDAF

Unable to find ticker symbol:
RYDAF

Please make sure the symbol is valid.

Symbol Unavailable
Request Submitted 02/09 for Inclusion

SCMWY

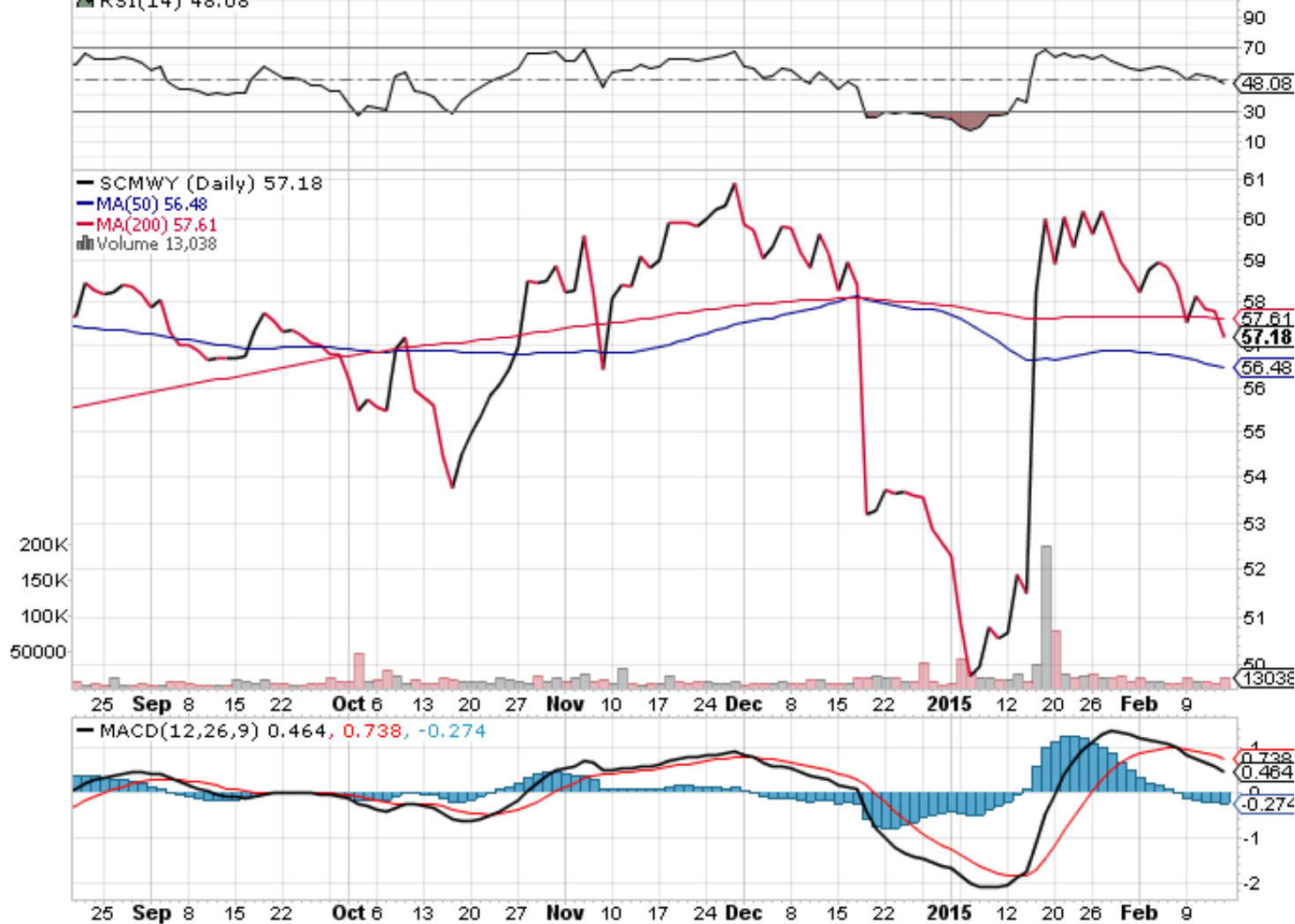
SCMWY Swisscom AG OTC Mkt.

© StockCharts.com

13-Feb-2015

Open 57.10 High 57.44 Low 57.00 Close 57.18 Volume 13.0K Chg -0.60 (-1.04%)

▲ RSI(14) 48.08



SIEGY

SIEGY Siemens AG OTC Mkt.

© StockCharts.com

13-Feb-2015

Open 109.41 High 109.88 Low 108.95 Close 109.87 Volume 143.2K Chg +1.99 (+1.84%)▲

▲ RSI(14) 52.91

