

# ABB

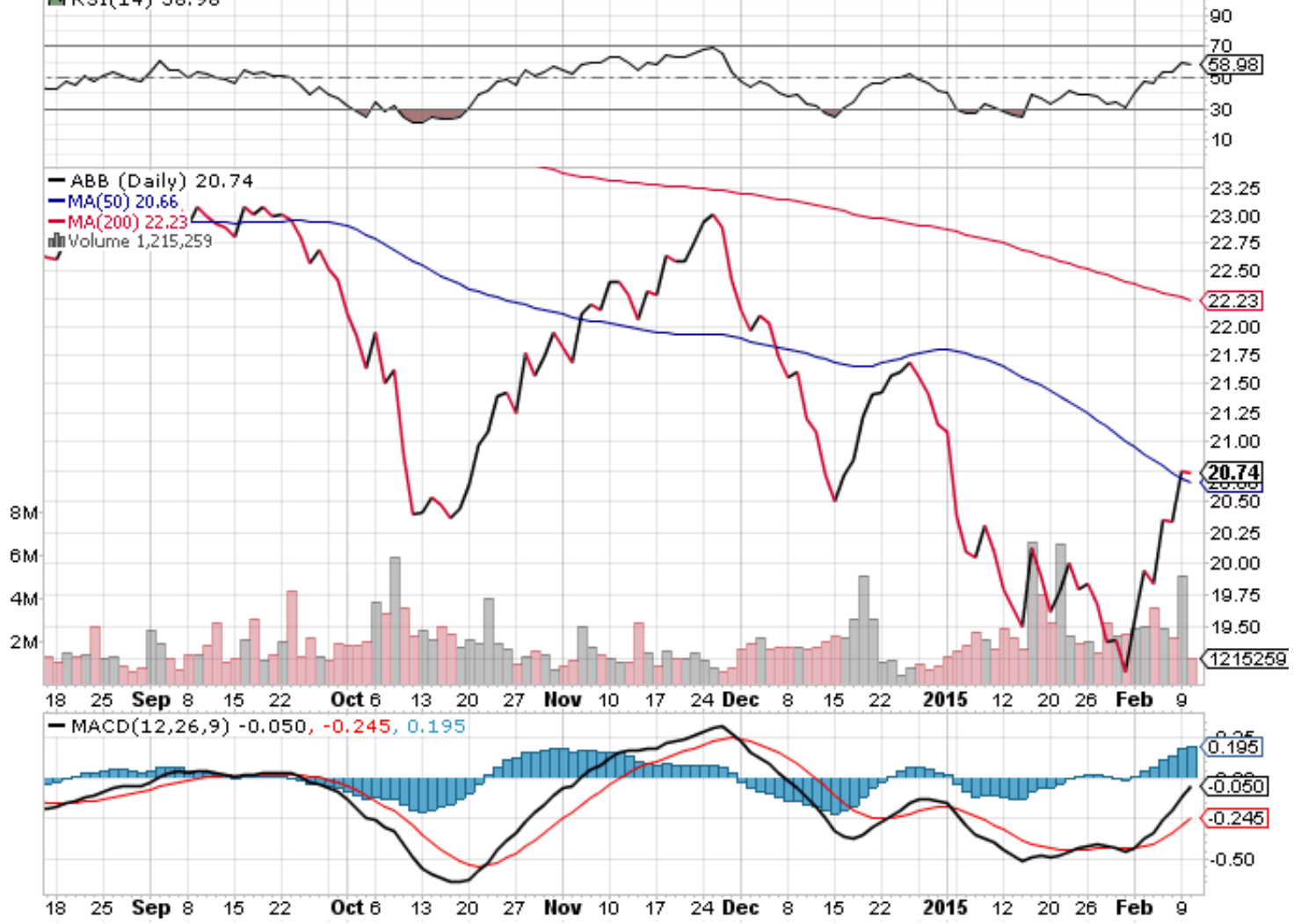
ABB Abb Ltd. NYSE + BATS

10-Feb-2015 11:31am

Open 20.77 High 20.80 Low 20.66 Last 20.74 Volume 1.2M Chg -0.02 (-0.10%)

© StockCharts.com

▲ RSI(14) 58.98



# DASTY

DASTY Dassault Systemes, S.A. OTC Mkt.

© StockCharts.com

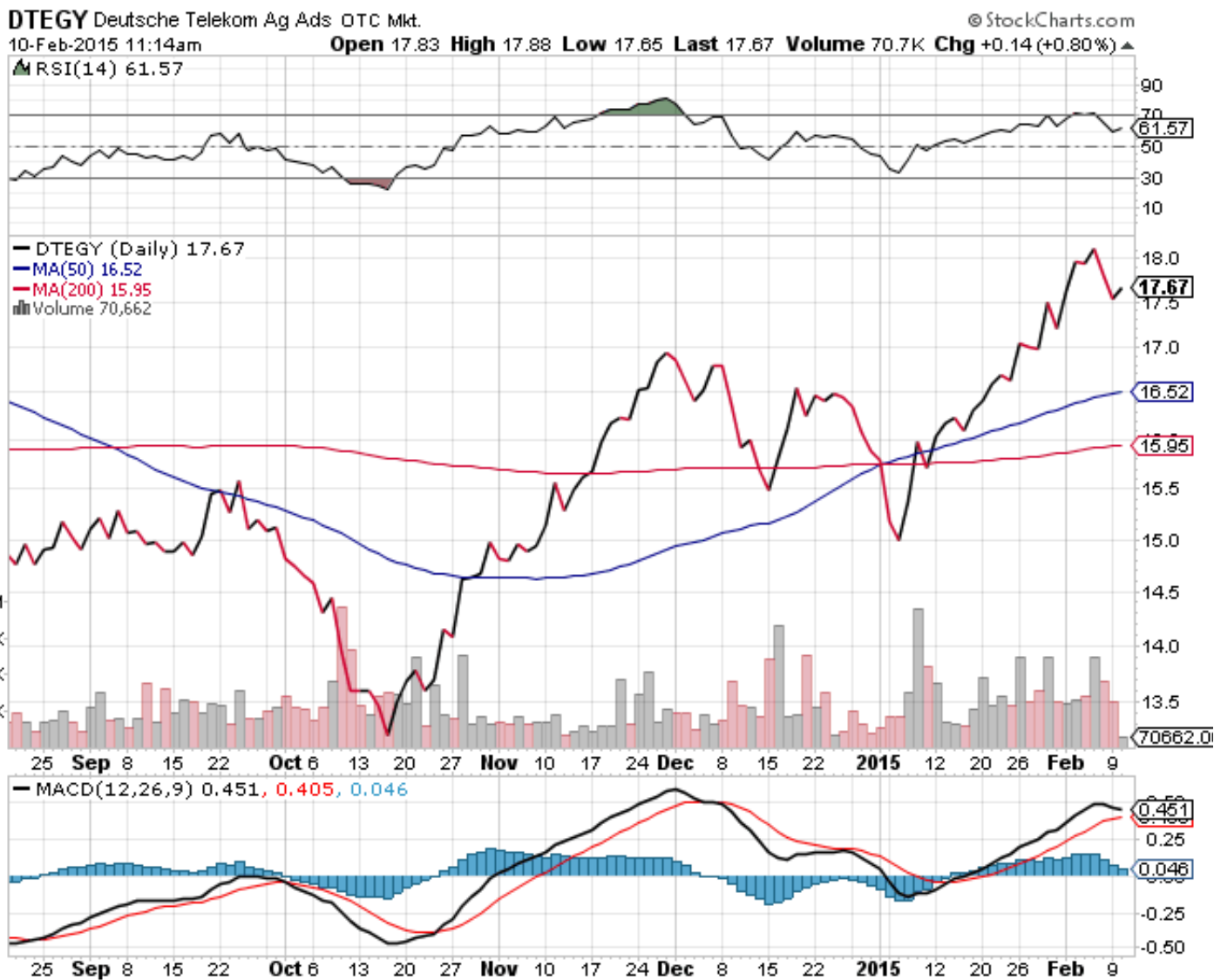
10-Feb-2015 11:05am

Open 65.33 High 66.08 Low 65.33 Last 66.08 Volume 6,210 Chg +0.83 (+1.27%)▲

▲ RSI(14) 65.32



# DTEGY



# EWG

EWG Germany iShares NYSE + BATS

© StockCharts.com

10-Feb-2015 11:31am

Open 28.33 High 28.39 Low 28.17 Last 28.35 Volume 1.4M Chg +0.24 (+0.85%) ▲

▲ RSI(14) 52.84



# EWI

EWI Italy iShares NYSE + BATS

© StockCharts.com

10-Feb-2015 11:31am

Open 13.93 High 13.96 Low 13.85 Last 13.94 Volume 705.7K Chg +0.25 (+1.83%) ▲

▲ RSI(14) 52.71



# EWN

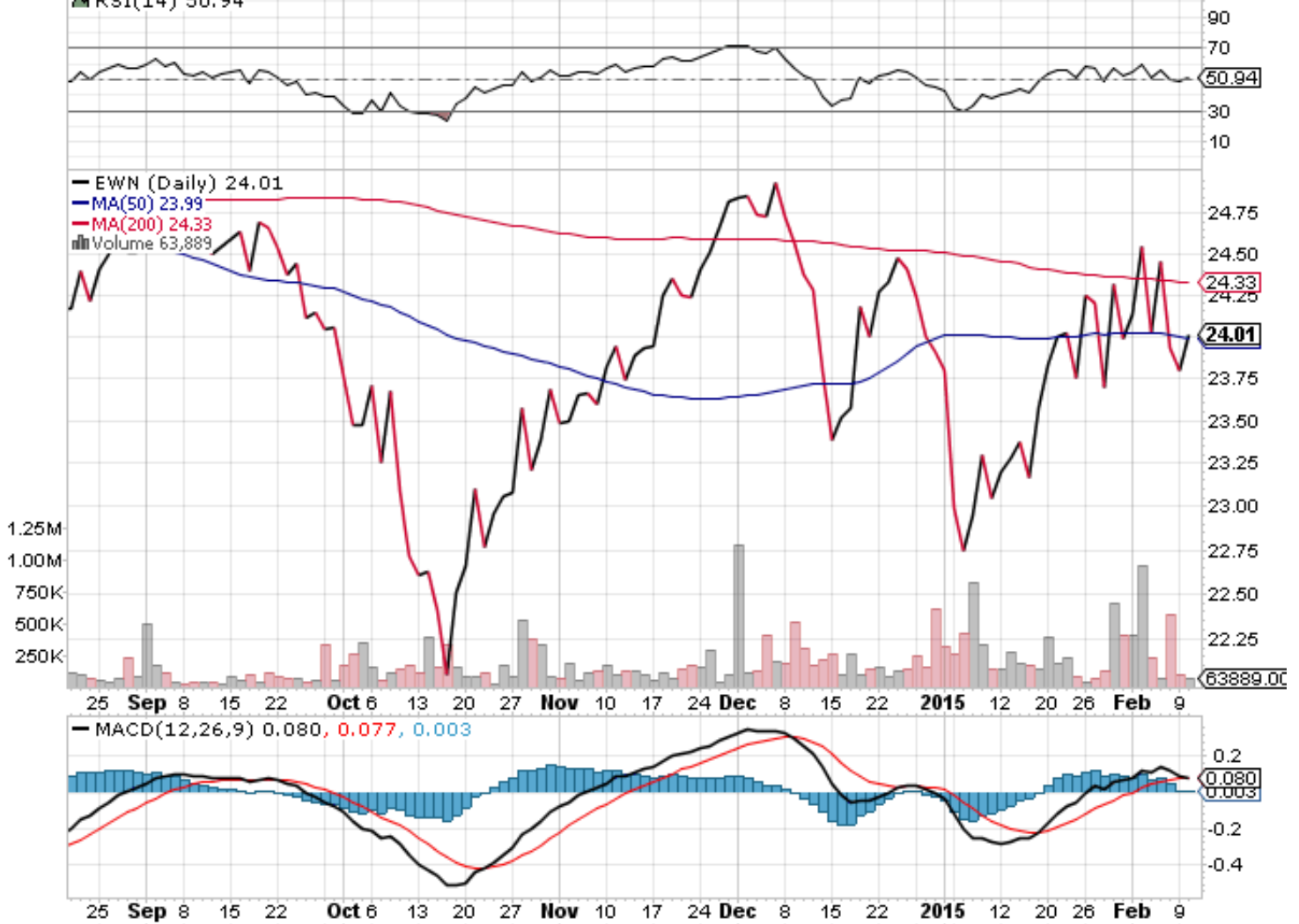
**EWN** Netherlands iShares NYSE + BATS

© StockCharts.com

10-Feb-2015 11:31am

**Open** 24.08 **High** 24.11 **Low** 23.92 **Last** 24.01 **Volume** 63.9K **Chg** +0.22 (+0.92%) ▲

▲ RSI(14) 50.94



# PHG

PHG Koninklijke Philips Elect NYSE + BATS

© StockCharts.com

10-Feb-2015 11:31am

Open 28.02 High 28.17 Low 27.91 Last 28.07 Volume 195.9K Chg +0.27 (+0.97%) ▲

▲ RSI(14) 46.57



## **RYDAF**

Unable to find ticker symbol:  
RYDAF

Please make sure the symbol is valid.

Symbol Unavailable  
Request Submitted 02/09 for Inclusion



# SCMWY

SCMWY Swisscom AG OTC Mkt.

© StockCharts.com

10-Feb-2015 10:39am

Open 57.85 High 57.85 Low 57.83 Last 57.83 Volume 3,273 Chg +0.32 (+0.56%) ▲

▲ RSI(14) 52.05



Symbol Unavailable

Request Submitted 02/09 for Inclusion

# SIEGY

SIEGY Siemens AG OTC Mkt.

© StockCharts.com

10-Feb-2015 11:04am

Open 106.78 High 106.88 Low 106.12 Last 106.23 Volume 26.9K Chg -0.22 (-0.21%)

▲ RSI(14) 44.76

