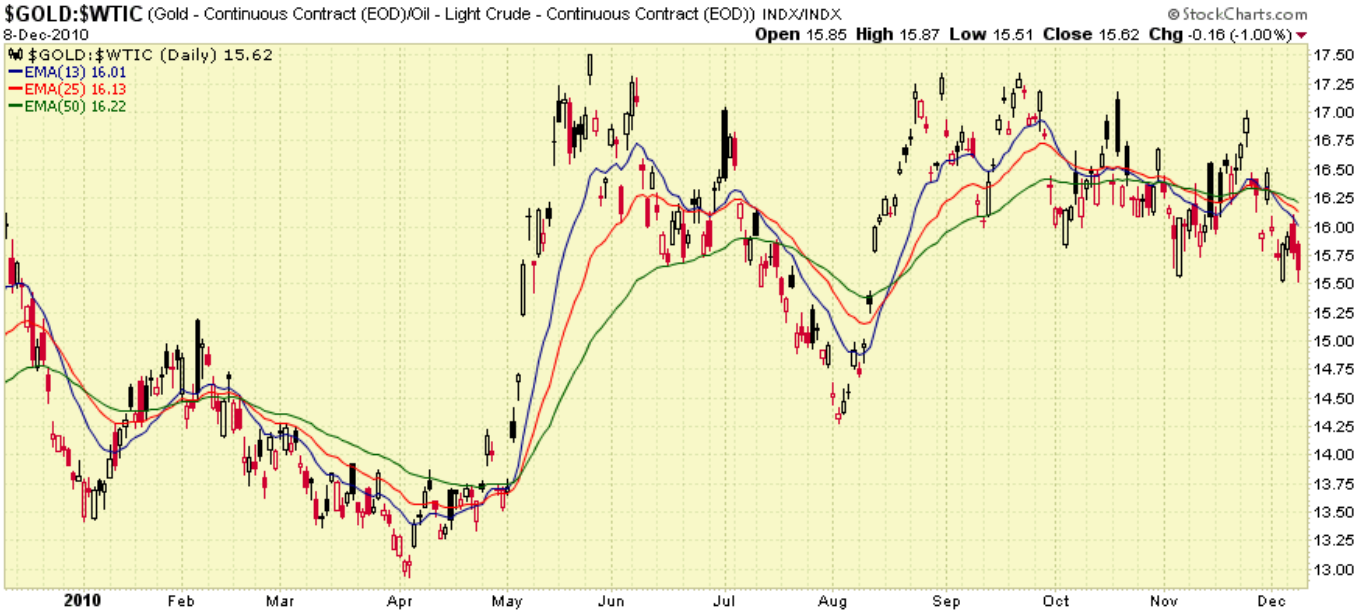
$GOLD:$WTIC (Gold - Continuous Contract (EOD)/Oil - Light Crude - Continuous Contract (EOD)) INDX/INDX
© StockCharts.com
8-Dec-2010
Open 15.85 High 15.87 Low 15.51 Close 15.62 Chg -0.16 (-1.00%)
$GOLD:$WTIC (Daily) 15.62
EMA(13) 16.01
EMA(25) 16.13
EMA(50) 16.22
17.50
17.25
17.00
16.75
16.50
16.25
16.00
15.75
15.50
15.25
15.00
14.75
14.50
14.25
14.00
13.75
13.50
13.25
13.00
2010
Feb
Mar
Apr
May
Jun
Jul
Aug
Sep
Oct
Nov
Dec

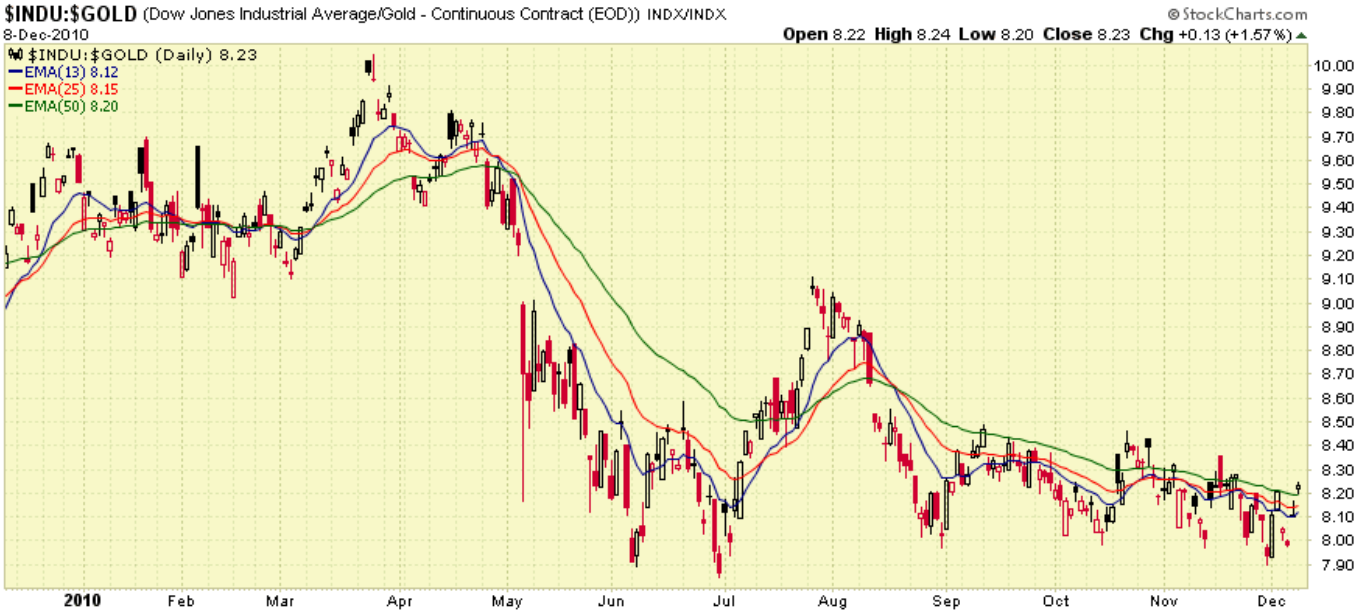
$INDU:$GOLD (Dow Jones Industrial Average/Gold - Continuous Contract (EOD)) INDX/INDX
© StockCharts.com
8-Dec-2010
Open 8.22 High 8.24 Low 8.20 Close 8.23 Chg +0.13 (+1.57%)
$INDU:$GOLD (Daily) 8.23
EMA(13) 8.12
EMA(25) 8.15
EMA(50) 8.20
10.00
9.90
9.80
9.70
9.60
9.50
9.40
9.30
9.20
9.10
9.00
8.90
8.80
8.70
8.60
8.50
8.40
8.30
8.20
8.10
8.00
7.90
2010
Feb
Mar
Apr
May
Jun
Jul
Aug
Sep
Oct
Nov
Dec

$BDI (Baltic Dry Index (EOD)) INDX
8-Dec-2010
© StockCharts.com
Open 2144.00 High 2144.00 Low 2144.00 Close 2144.00 Chg -29.00 (-1.33%)
$BDI (Daily) 2144.00
4200
4000
3800
3600
3400
3200
3000
2800
2600
2400
2200
2000
1800
2010
Feb
Mar
Apr
May
Jun
Jul
Aug
Sep
Oct
Nov
Dec

$GOLD (Gold - Continuous Contract (EOD)) INDX
8-Dec-2010
© StockCharts.com
Open 1414.10 High 1430.60 Low 1371.90 Close 1381.70 Chg -32.50 (-2.30%)
$GOLD (Weekly) 1381.70
EMA(13) 1346.86
EMA(25) 1302.33
EMA(50) 1230.66
Another "big round number" achieved at $1400.
1400
1350
1300
1250
1200
1150
1100
1050
1000
950
900
850
800
750
700
650
600
550
500
D 06 F M A M J J A S O N D 07 F M A M J J A S O N D 08 F M A M J J A S O N D 09 F M A M J J A S O N D 10 F M A M J J A S O N D

$GOLD:$XSF (Gold - Continuous Contract (EOD)/Swiss Franc) INDX/INDX
8-Dec-2010
Open 13.82 High 13.84 Low 13.53 Close 13.62 Chg -0.23 (-1.63%)
RSI(14) 51.66
$GOLD:$XSF (Daily) 13.62
EMA(13) 13.72
EMA(25) 13.59
EMA(50) 13.39
Volume undef
02/04/10 - Cup and Handle appears to be forming.
04/29/10 - Breakout from the rimline confirms the pattern. Follow through to the upside required now.
05/20/10 - Re-test of the rimline is anticipated to confirm it as support.
06/07/10 - Working off overbought condition and consolidating gains.
MACD(12,26,9) 0.147, 0.155, -0.008

$GOLD:$XJY (Gold - Continuous Contract (EOD)/Japanese Yen) INDX/INDX
8-Dec-2010
Open 11.78 High 11.80 Low 11.52 Close 11.61 Chg -0.10 (-0.88%)
RSI(14) 58.87
$GOLD:$XJY (Daily) 11.61
EMA(13) 11.57
EMA(25) 11.44
EMA(50) 11.25
Volume undef
04/29/10 - Breakout from cup & handle pattern is in progress.
05/20/10 - Ideally, the 10.80 area will hold as support.
06/07/10 - 10.80 broke but gold has moved back above the rimline.
MACD(12,26,9) 0.150, 0.140, 0.010

$GOLD:XRU (Gold - Continuous Contract (EOD)/CurrencyShares Russian Ruble Trust) INDX/NYSE
© StockCharts.com
8-Dec-2010
Open 43.78 High 43.85 Low 42.85 Close 43.15 Chg -0.78 (-1.77%)
RSI(14) 51.85
$GOLD:XRU (Daily) 43.15
EMA(13) 43.47
EMA(25) 42.97
EMA(50) 42.05
Volume undef
02/04/10 - Cup and Handle appears to be forming.
04/29/10 - Still forming handle...
05/13/10 - Breaking out
05/20/10 - Gap below rimline is getting filled.
06/07/10 - Gap almost filled, price is now back above the rimline.
10/14/10 - Looking pretty bullish here.
12/02/10 - Price is now in a steeper uptrend.
MACD(12,26,9) 0.579, 0.566, 0.013

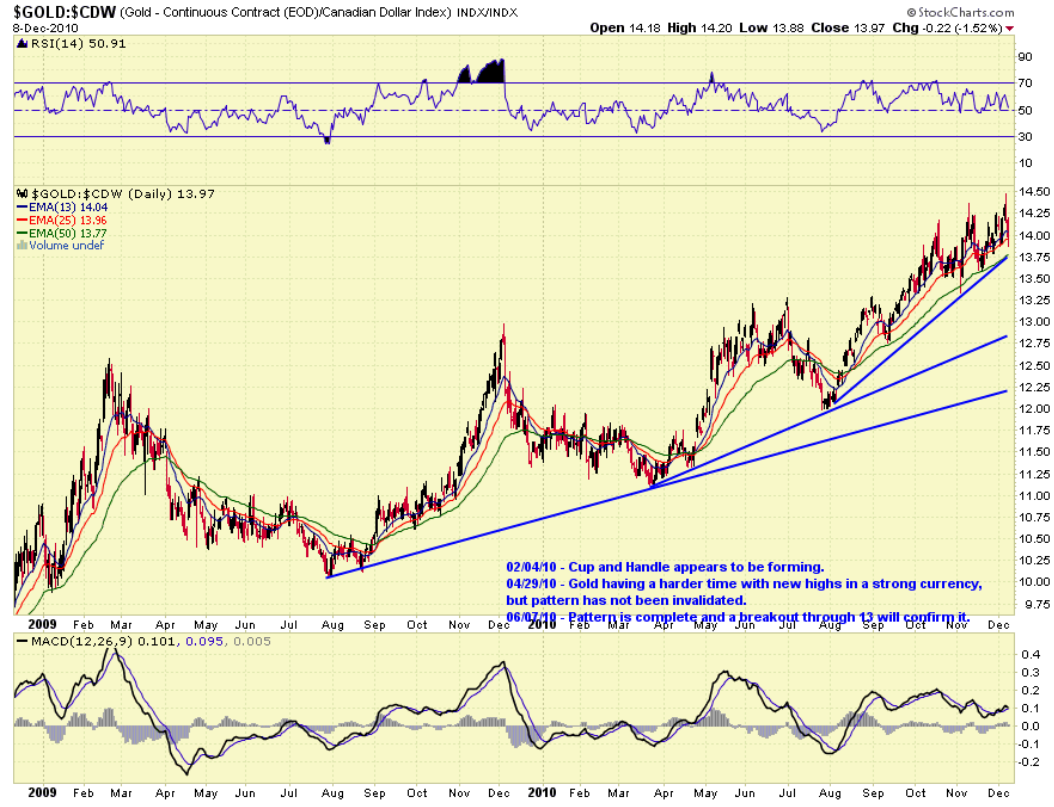
$GOLD:$CDW (Gold - Continuous Contract (EOD)/Canadian Dollar Index) INDX/INDX
© StockCharts.com
8-Dec-2010
Open 14.18 High 14.20 Low 13.88 Close 13.97 Chg -0.22 (-1.52%)
RSI(14) 50.91
$GOLD:$CDW (Daily) 13.97
EMA(13) 14.04
EMA(25) 13.96
EMA(50) 13.77
Volume undef
02/04/10 - Cup and Handle appears to be forming.
04/29/10 - Gold having a harder time with new highs in a strong currency, but pattern has not been invalidated.
06/07/10 - Pattern is complete and a breakout through 13 will confirm it.
MACD(12,26,9) 0.101, 0.095, 0.005

$GOLD:$XAD (Gold - Continuous Contract (EOD)/Australian Dollar) INDX/INDX
8-Dec-2010
Open 14.32 High 14.34 Low 14.01 Close 14.11 Chg -0.15 (-1.03%)
RSI(14) 52.90
$GOLD:$XAD (Daily) 14.11
EMA(13) 14.15
EMA(25) 14.03
EMA(50) 13.90
Volume undef
02/04/10 - Cup and Handle appears to be forming.
04/29/10 - Like Canada, taking longer to resolve but still working on it.
05/13/10 - Breakout
06/07/10 - Price is working off overbought condition and consolidating above the breakout area.
MACD(12,26,9) 0.139, 0.130, 0.009

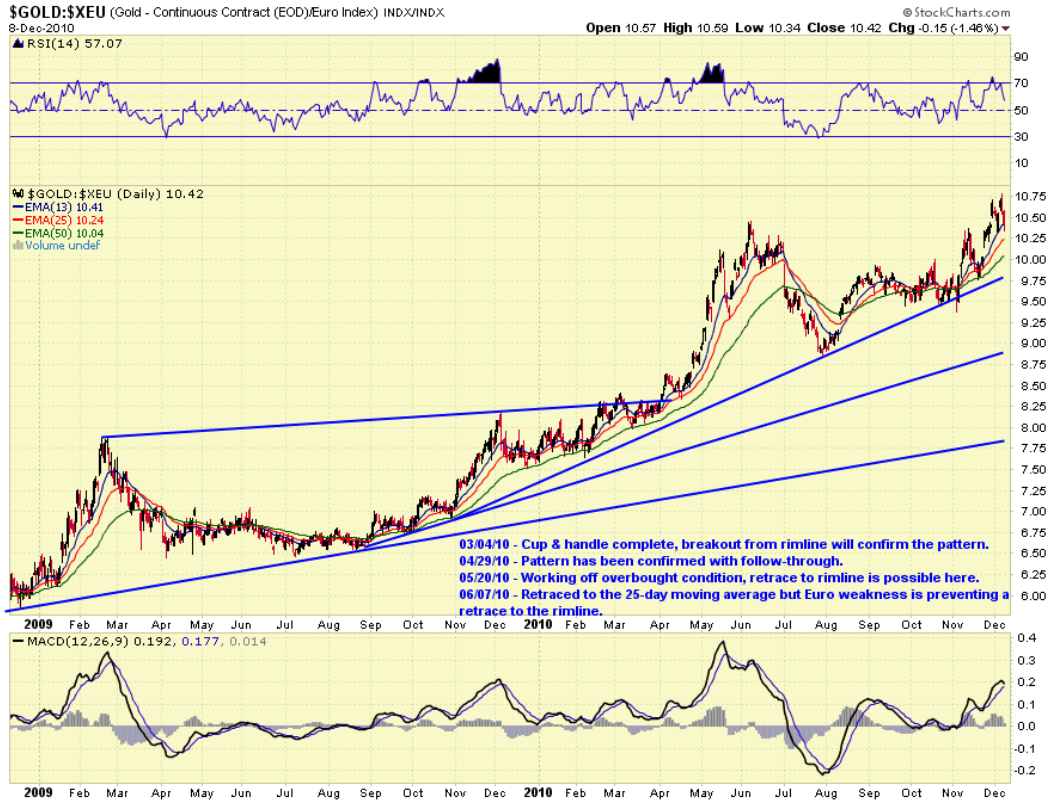
$GOLD:$XEU (Gold - Continuous Contract (EOD)/Euro Index) INDX/INDX
8-Dec-2010
Open 10.57 High 10.59 Low 10.34 Close 10.42 Chg -0.15 (-1.46%)
RSI(14) 57.07
$GOLD:$XEU (Daily) 10.42
EMA(13) 10.41
EMA(25) 10.24
EMA(50) 10.04
Volume undef
03/04/10 - Cup & handle complete, breakout from rimline will confirm the pattern.
04/29/10 - Pattern has been confirmed with follow-through.
05/20/10 - Working off overbought condition, retrace to rimline is possible here.
06/07/10 - Retraced to the 25-day moving average but Euro weakness is preventing a retrace to the rimline.
MACD(12,26,9) 0.192, 0.177, 0.014

$GOLD:$XBP (Gold - Continuous Contract (EOD)/British Pound) INDX/INDX
© StockCharts.com
8-Dec-2010
Open 8.87 High 8.88 Low 8.68 Close 8.74 Chg -0.16 (-1.76%)
RSI(14) 52.41
$GOLD:$XBP (Daily) 8.74
EMA(13) 8.80
EMA(25) 8.71
EMA(50) 8.57
Volume undef
02/04/10 - Cup and Handle appears to be forming.
04/29/10 - Gold is at a breakout point right now.
05/13/10 - Breakout
05/20/10 - Gold working off overbought.
06/07/10 - Consolidating in a triangle.
MACD(12,26,9) 0.109, 0.098, 0.011

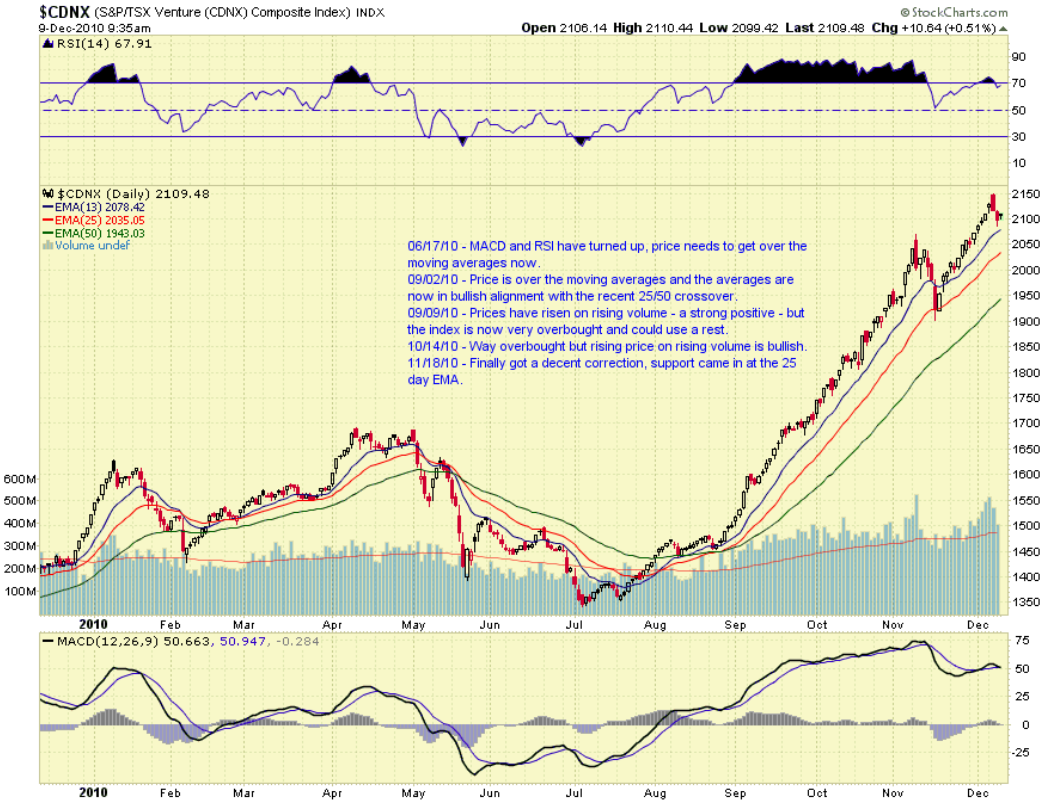
$CDNX (S&P/TSX Venture (CDNX) Composite Index) INDX
© StockCharts.com
9-Dec-2010 9:35am
Open 2106.14 High 2110.44 Low 2099.42 Last 2109.48 Chg +10.64 (+0.51%)
RSI(14) 67.91
$CDNX (Daily) 2109.48
EMA(13) 2078.42
EMA(25) 2035.05
EMA(50) 1943.03
Volume undef
06/17/10 - MACD and RSI have turned up, price needs to get over the moving averages now.
09/02/10 - Price is over the moving averages and the averages are now in bullish alignment with the recent 25/50 crossover.
09/09/10 - Prices have risen on rising volume - a strong positive - but the index is now very overbought and could use a rest.
10/14/10 - Way overbought but rising price on rising volume is bullish.
11/18/10 - Finally got a decent correction, support came in at the 25 day EMA.
MACD(12,26,9) 50.663, 50.947, -0.284