$GOLD:$WTIC (Gold - Continuous Contract (EOD)/Oil - Light Crude - Continuous Contract (EOD)) INDX/INDX
© StockCharts.com
3-Nov-2010
Open 16.00 High 16.09 Low 15.63 Close 15.90 Chg -0.25 (-1.57%)
$GOLD:$WTIC (Daily) 15.90
EMA(13) 16.29
EMA(25) 16.37
EMA(50) 16.36
17.50
17.25
17.00
16.75
16.50
16.25
16.00
15.75
15.50
15.25
15.00
14.75
14.50
14.25
14.00
13.75
13.50
13.25
13.00
Dec
2010
Feb
Mar
Apr
May
Jun
Jul
Aug
Sep
Oct
Nov

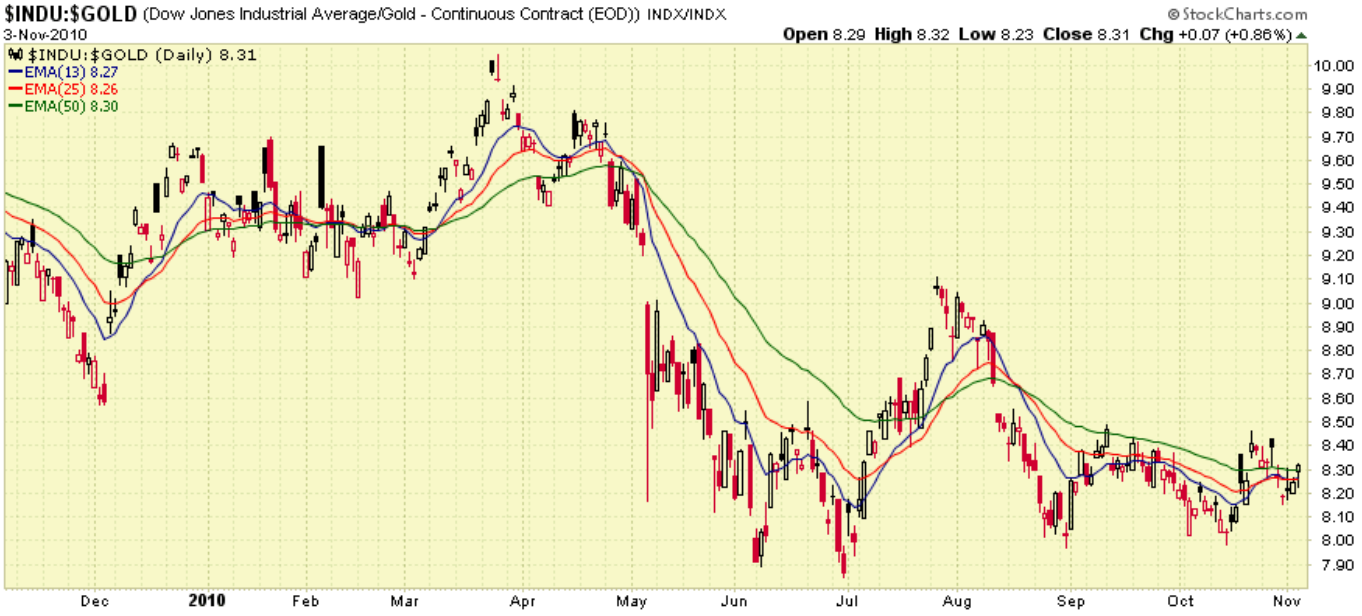
$INDU:$GOLD (Dow Jones Industrial Average/Gold - Continuous Contract (EOD)) INDX/INDX
© StockCharts.com
3-Nov-2010
Open 8.29 High 8.32 Low 8.23 Close 8.31 Chg +0.07 (+0.86%)
$INDU:$GOLD (Daily) 8.31
EMA(13) 8.27
EMA(25) 8.26
EMA(50) 8.30
10.00
9.90
9.80
9.70
9.60
9.50
9.40
9.30
9.20
9.10
9.00
8.90
8.80
8.70
8.60
8.50
8.40
8.30
8.20
8.10
8.00
7.90
Dec
2010
Feb
Mar
Apr
May
Jun
Jul
Aug
Sep
Oct
Nov

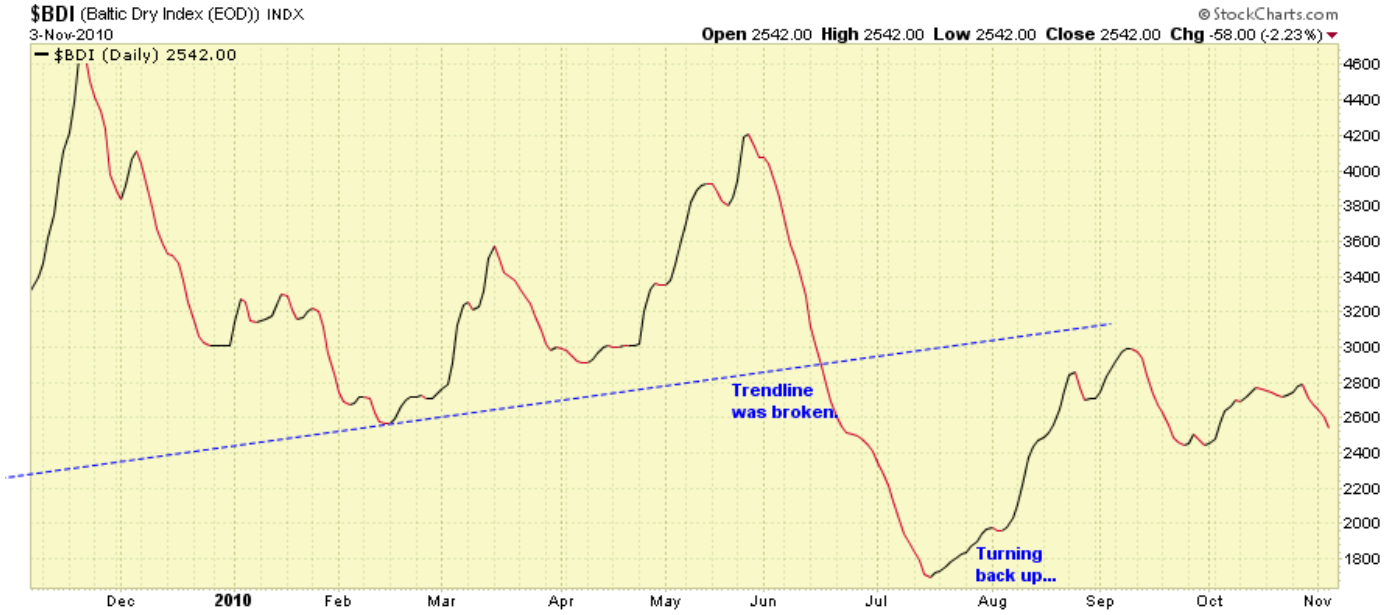
$BDI (Baltic Dry Index (EOD)) INDX
3-Nov-2010
© StockCharts.com
Open 2542.00 High 2542.00 Low 2542.00 Close 2542.00 Chg -58.00 (-2.23%)
$BDI (Daily) 2542.00
Trendline was broken.
Turning back up...
Dec 2010 Feb Mar Apr May Jun Jul Aug Sep Oct Nov

$GOLD (Gold - Continuous Contract (EOD)) INDX
3-Nov-2010
© StockCharts.com
Open 1359.30 High 1365.70 Low 1326.00 Close 1348.80 Chg -9.30 (-0.68%)
$GOLD (Weekly) 1348.80
EMA(13) 1303.21
EMA(25) 1261.80
EMA(50) 1196.50
Looking suspiciously like a bull market in progress...
N D 06 F M A M J J A S O N D 07 F M A M J J A S O N D 08 F M A M J J A S O N D 09 F M A M J J A S O N D 10 F M A M J J A S O N

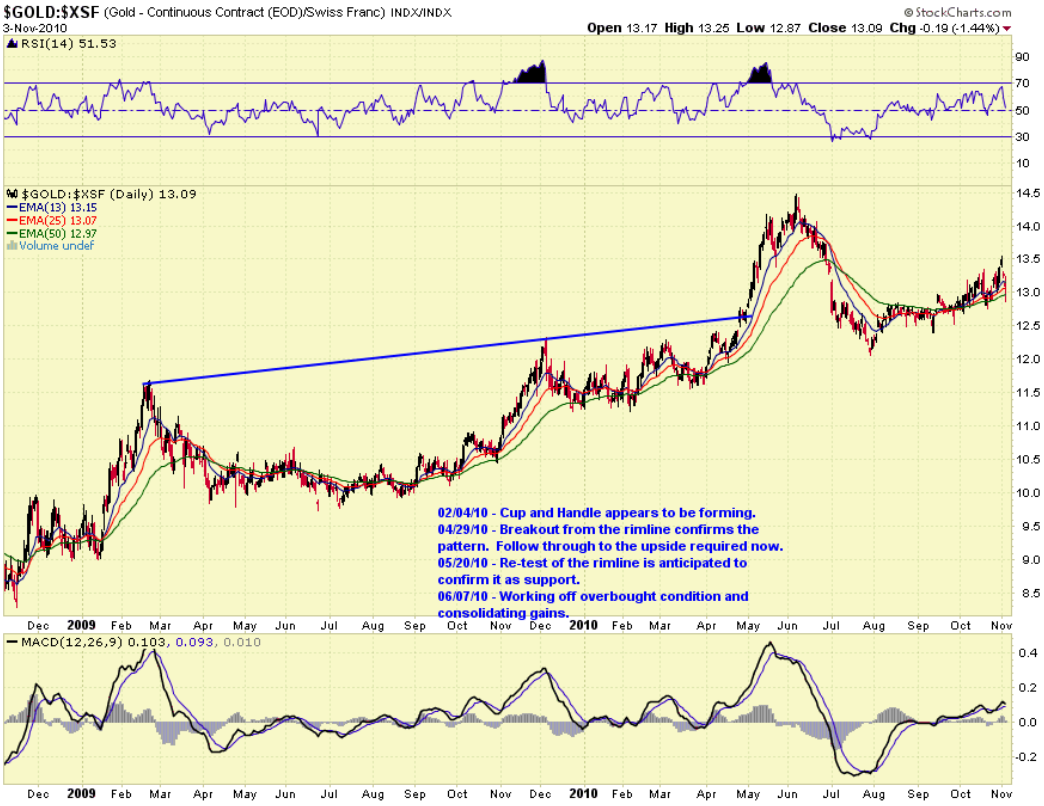
$GOLD:$XSF (Gold - Continuous Contract (EOD)/Swiss Franc) INDX/INDX
© StockCharts.com
3-Nov-2010
Open 13.17 High 13.25 Low 12.87 Close 13.09 Chg -0.19 (-1.44%)
RSI(14) 51.53
$GOLD:$XSF (Daily) 13.09
EMA(13) 13.15
EMA(25) 13.07
EMA(50) 12.97
Volume undef
02/04/10 - Cup and Handle appears to be forming.
04/29/10 - Breakout from the rimline confirms the pattern. Follow through to the upside required now.
05/20/10 - Re-test of the rimline is anticipated to confirm it as support.
06/07/10 - Working off overbought condition and consolidating gains.
MACD(12,26,9) 0.103, 0.093, 0.010

$GOLD:$XJY (Gold - Continuous Contract (EOD)/Japanese Yen) INDX/INDX
© StockCharts.com
3-Nov-2010
Open 11.00 High 11.06 Low 10.75 Close 10.93 Chg -0.01 (-0.10%)
RSI(14) 50.93
$GOLD:$XJY (Daily) 10.93
EMA(13) 10.92
EMA(25) 10.92
EMA(50) 10.86
Volume undef
04/29/10 - Breakout from cup & handle pattern is in progress.
05/20/10 - Ideally, the 10.80 area will hold as support.
06/07/10 - 10.80 broke but gold has moved back above the rimline.
MACD(12,26,9) 0.003, 0.017, -0.014

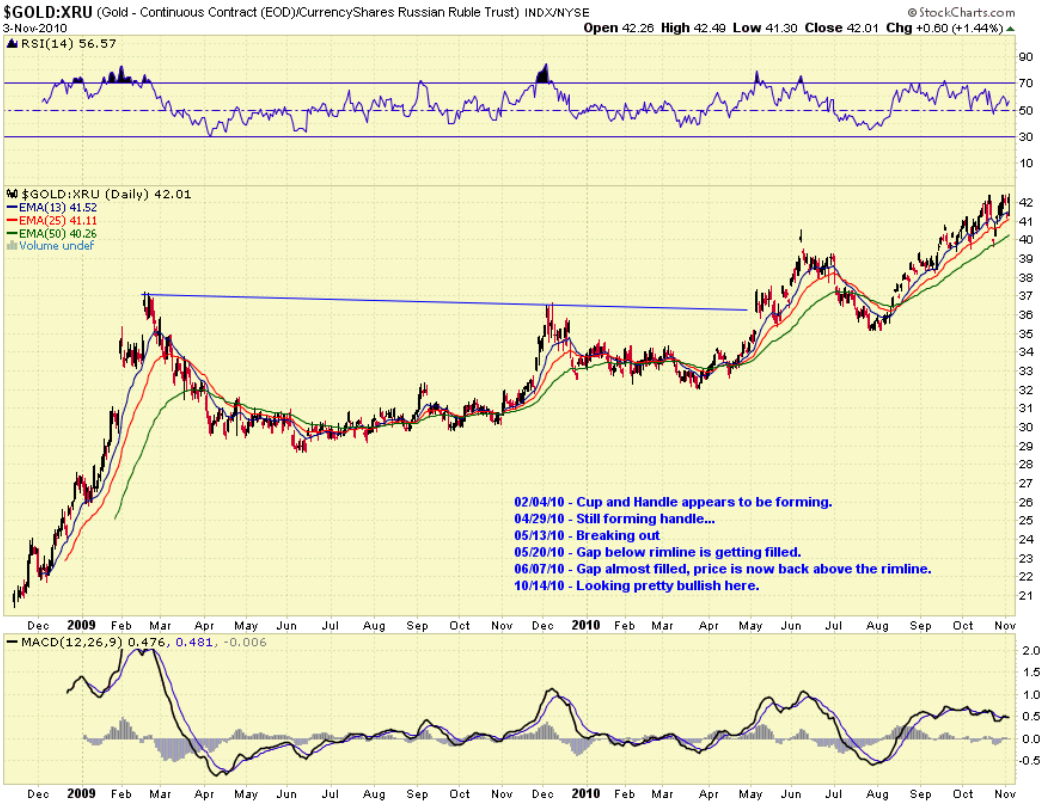
$GOLD:XRU (Gold - Continuous Contract (EOD)/CurrencyShares Russian Ruble Trust) INDX/NYSE
© StockCharts.com
3-Nov-2010
Open 42.26 High 42.49 Low 41.30 Close 42.01 Chg +0.60 (+1.44%)
RSI(14) 56.57
$GOLD:XRU (Daily) 42.01
EMA(13) 41.52
EMA(25) 41.11
EMA(50) 40.26
Volume undef
02/04/10 - Cup and Handle appears to be forming.
04/29/10 - Still forming handle...
05/13/10 - Breaking out
05/20/10 - Gap below rimline is getting filled.
06/07/10 - Gap almost filled, price is now back above the rimline.
10/14/10 - Looking pretty bullish here.
MACD(12,26,9) 0.476, 0.481, -0.006

$GOLD:$CDW (Gold - Continuous Contract (EOD)/Canadian Dollar Index) INDX/INDX
© StockCharts.com
3-Nov-2010
Open 13.64 High 13.71 Low 13.33 Close 13.56 Chg -0.13 (-0.94%)
RSI(14) 47.97
$GOLD:$CDW (Daily) 13.56
EMA(13) 13.69
EMA(25) 13.62
EMA(50) 13.41
Volume undef
02/04/10 - Cup and Handle appears to be forming.
04/29/10 - Gold having a harder time with new highs in a strong currency,
but pattern has not been invalidated.
06/07/10 - Pattern is complete and a breakout through 13 will confirm it.
MACD(12,26,9) 0.078, 0.114, -0.036

$GOLD:$XAD (Gold - Continuous Contract (EOD)/Australian Dollar) INDX/INDX
3-Nov-2010
Open 13.49 High 13.57 Low 13.18 Close 13.41 Chg -0.16 (-1.21%)
RSI(14) 40.24
$GOLD:$XAD (Daily) 13.41
EMA(13) 13.64
EMA(25) 13.65
EMA(50) 13.64
Volume undef
02/04/10 - Cup and Handle appears to be forming.
04/29/10 - Like Canada, taking longer to resolve but still working on it.
06/07/10 - Price is working off overbought condition and consolidating above the breakout area.
MACD(12,26,9) -0.013, 0.009, -0.022

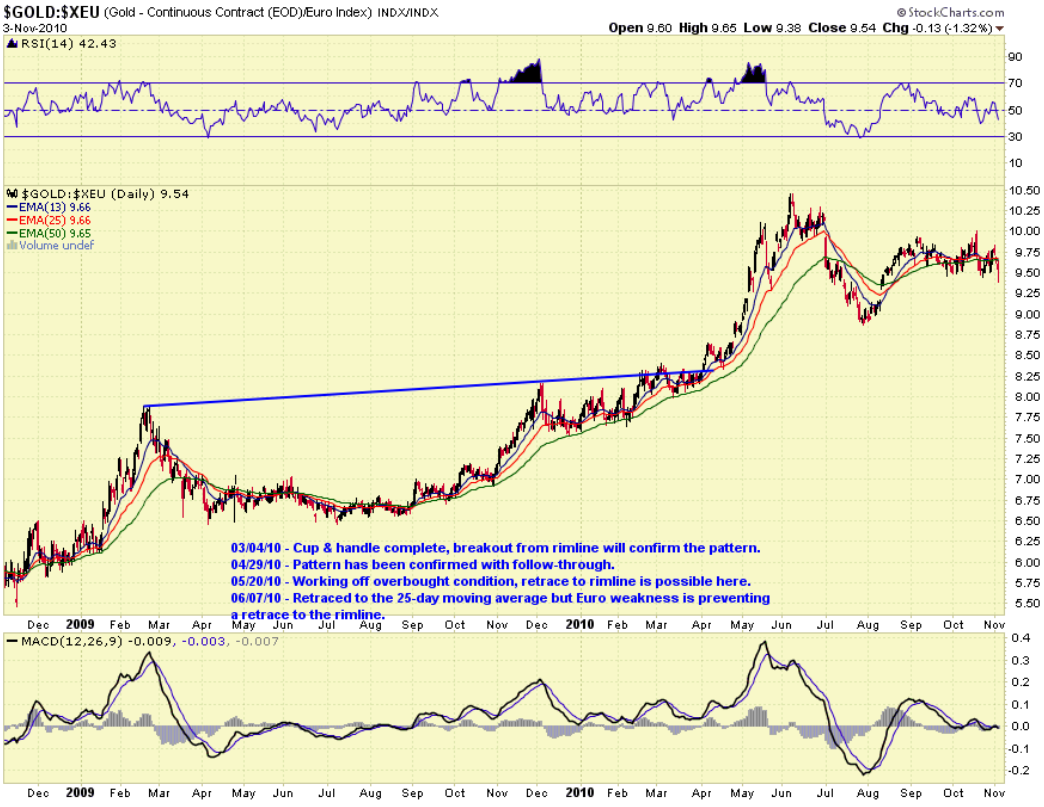
$GOLD:$XEU (Gold - Continuous Contract (EOD)/Euro Index) INDX/INDX
3-Nov-2010
Open 9.60 High 9.65 Low 9.38 Close 9.54 Chg -0.13 (-1.32%)
RSI(14) 42.43
$GOLD:$XEU (Daily) 9.54
EMA(13) 9.66
EMA(25) 9.66
EMA(50) 9.65
Volume undef
03/04/10 - Cup & handle complete, breakout from rimline will confirm the pattern.
04/29/10 - Pattern has been confirmed with follow-through.
05/20/10 - Working off overbought condition, retrace to rimline is possible here.
06/07/10 - Retraced to the 25-day moving average but Euro weakness is preventing a retrace to the rimline.
MACD(12,26,9) -0.009, -0.003, -0.007

$GOLD:$XBP (Gold - Continuous Contract (EOD)/British Pound) INDX/INDX
© StockCharts.com
3-Nov-2010
Open 8.43 High 8.48 Low 8.24 Close 8.38 Chg -0.08 (-0.94%)
RSI(14) 47.47
$GOLD:$XBP (Daily) 8.38
EMA(13) 8.45
EMA(25) 8.42
EMA(50) 8.31
Volume undef
02/04/10 - Cup and Handle appears to be forming.
04/29/10 - Gold is at a breakout point right now.
05/13/10 - Breakout
05/20/10 - Gold working off overbought.
06/07/10 - Consolidating in a triangle.
MACD(12,26,9) 0.034, 0.061, -0.027

$CDNX (S&P/TSX Venture (CDNX) Composite Index) INDX
© StockCharts.com
4-Nov-2010 10:28am
Open 1969.66 High 1984.96 Low 1948.98 Last 1984.58 Chg +35.94 (+1.84%)
RSI(14) 83.59
$CDNX (Daily) 1984.58
EMA(13) 1911.31
EMA(25) 1852.93
EMA(50) 1756.58
Volume undef
06/17/10 - MACD and RSI have turned up, price needs to get over the moving averages now.
09/02/10 - Price is over the moving averages and the averages are now in bullish alignment with the recent 25/50 crossover.
09/09/10 - Prices have risen on rising volume - a strong positive - but the index is now very overbought and could use a rest.
10/14/10 - Way overbought but rising price on rising volume is bullish.
MACD(12,26,9) 68.037, 66.507, 1.530