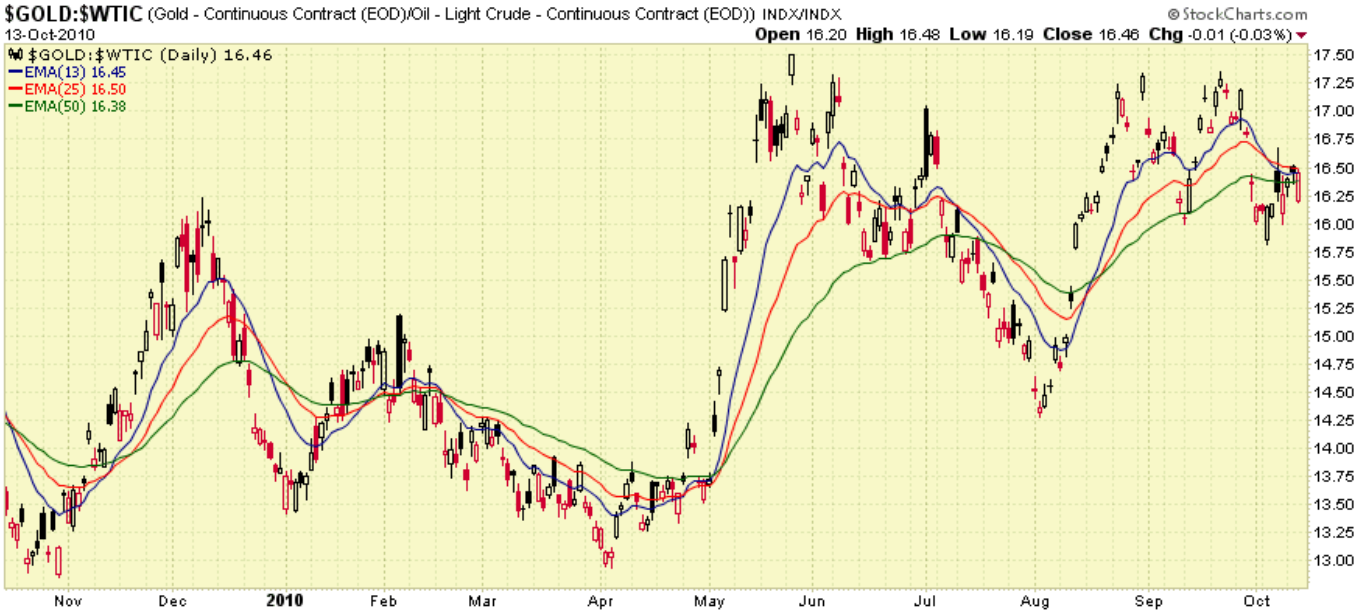
$GOLD:$WTIC (Gold - Continuous Contract (EOD)/Oil - Light Crude - Continuous Contract (EOD)) INDX/INDX
© StockCharts.com
13-Oct-2010
Open 16.20 High 16.48 Low 16.19 Close 16.46 Chg -0.01 (-0.03%)
$GOLD:$WTIC (Daily) 16.46
EMA(13) 16.45
EMA(25) 16.50
EMA(50) 16.38
17.50
17.25
17.00
16.75
16.50
16.25
16.00
15.75
15.50
15.25
15.00
14.75
14.50
14.25
14.00
13.75
13.50
13.25
13.00
Nov
Dec
2010
Feb
Mar
Apr
May
Jun
Jul
Aug
Sep
Oct

$INDU:$GOLD (Dow Jones Industrial Average/Gold - Continuous Contract (EOD)) INDX/INDX
© StockCharts.com
13-Oct-2010
Open 8.03 High 8.13 Low 8.03 Close 8.09 Chg -0.07 (-0.90%)
$INDU:$GOLD (Daily) 8.09
EMA(13) 8.19
EMA(25) 8.24
EMA(50) 8.33
10.00
9.90
9.80
9.70
9.60
9.50
9.40
9.30
9.20
9.10
9.00
8.90
8.80
8.70
8.60
8.50
8.40
8.30
8.20
8.10
8.00
7.90
Nov
Dec
2010
Feb
Mar
Apr
May
Jun
Jul
Aug
Sep
Oct

$BDI (Baltic Dry Index (EOD)) INDX
13-Oct-2010
© StockCharts.com
Open 2748.00 High 2748.00 Low 2748.00 Close 2748.00 Chg +29.00 (+1.07%)
$BDI (Daily) 2748.00
Trendline was broken.
Turning back up...
Nov
Dec
2010
Feb
Mar
Apr
May
Jun
Jul
Aug
Sep
Oct

$GOLD (Gold - Continuous Contract (EOD)) INDX
13-Oct-2010
© StockCharts.com
Open 1348.10 High 1374.00 Low 1340.70 Close 1372.10 Chg +24.90 (+1.85%)
$GOLD (Weekly) 1372.10
EMA(13) 1278.55
EMA(25) 1239.34
EMA(50) 1177.66
Looking suspiciously like a bull market in progress...

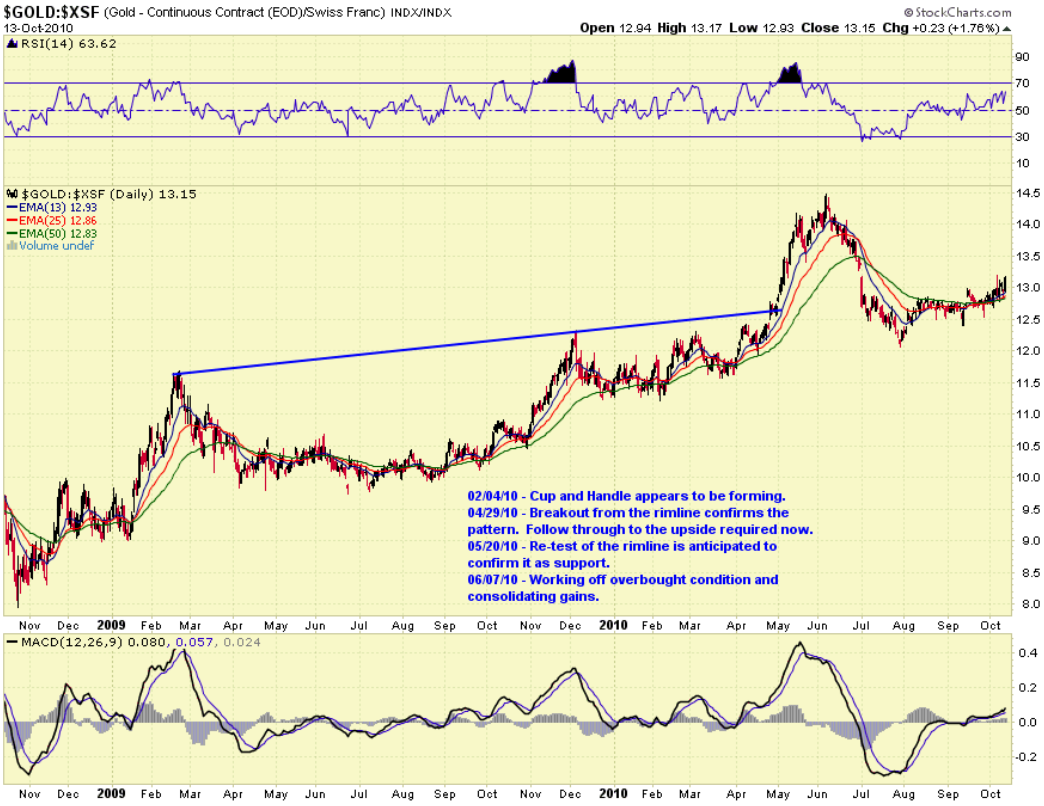
$GOLD:$XSF (Gold - Continuous Contract (EOD)/Swiss Franc) INDX/INDX
© StockCharts.com
13-Oct-2010
Open 12.94 High 13.17 Low 12.93 Close 13.15 Chg +0.23 (+1.76%)
RSI(14) 63.62
$GOLD:$XSF (Daily) 13.15
EMA(13) 12.93
EMA(25) 12.86
EMA(50) 12.83
Volume undef
02/04/10 - Cup and Handle appears to be forming.
04/29/10 - Breakout from the rimline confirms the pattern. Follow through to the upside required now.
05/20/10 - Re-test of the rimline is anticipated to confirm it as support.
06/07/10 - Working off overbought condition and consolidating gains.
MACD(12,26,9) 0.080, 0.057, 0.024

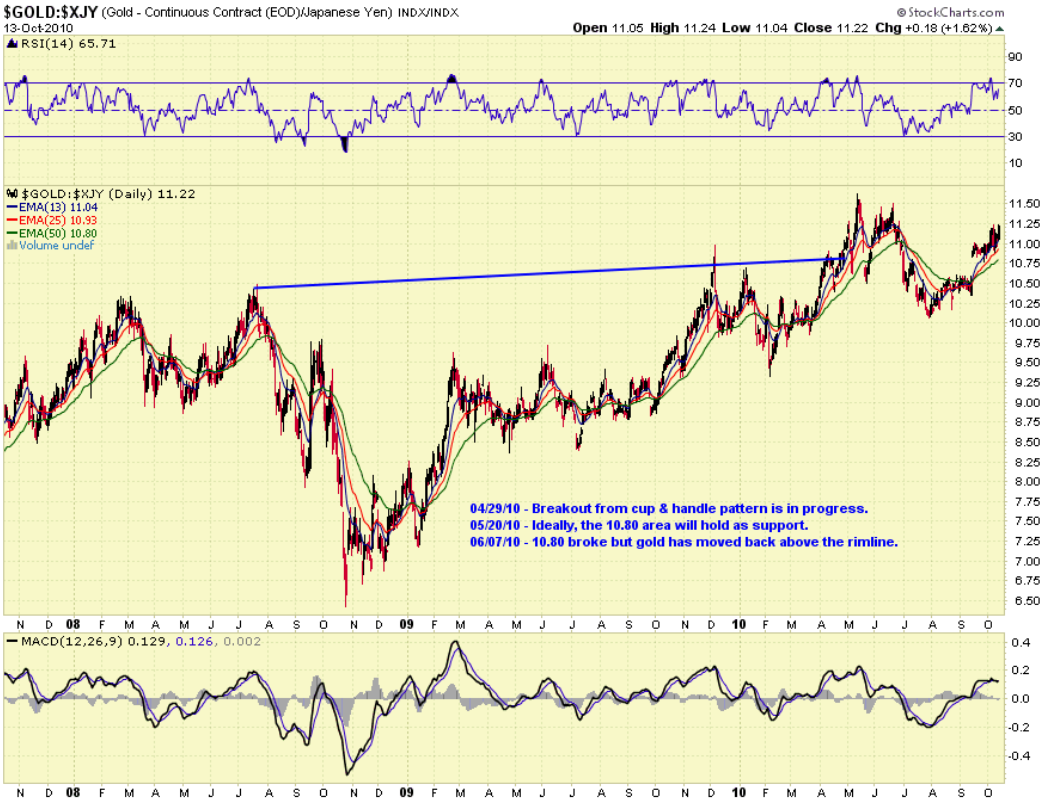
$GOLD:$XJY (Gold - Continuous Contract (EOD)/Japanese Yen) INDX/INDX
© StockCharts.com
13-Oct-2010
Open 11.05 High 11.24 Low 11.04 Close 11.22 Chg +0.18 (+1.62%)
RSI(14) 65.71
$GOLD:$XJY (Daily) 11.22
EMA(13) 11.04
EMA(25) 10.93
EMA(50) 10.80
Volume undef
04/29/10 - Breakout from cup & handle pattern is in progress.
05/20/10 - Ideally, the 10.80 area will hold as support.
06/07/10 - 10.80 broke but gold has moved back above the rimline.
MACD(12,26,9) 0.129, 0.126, 0.002

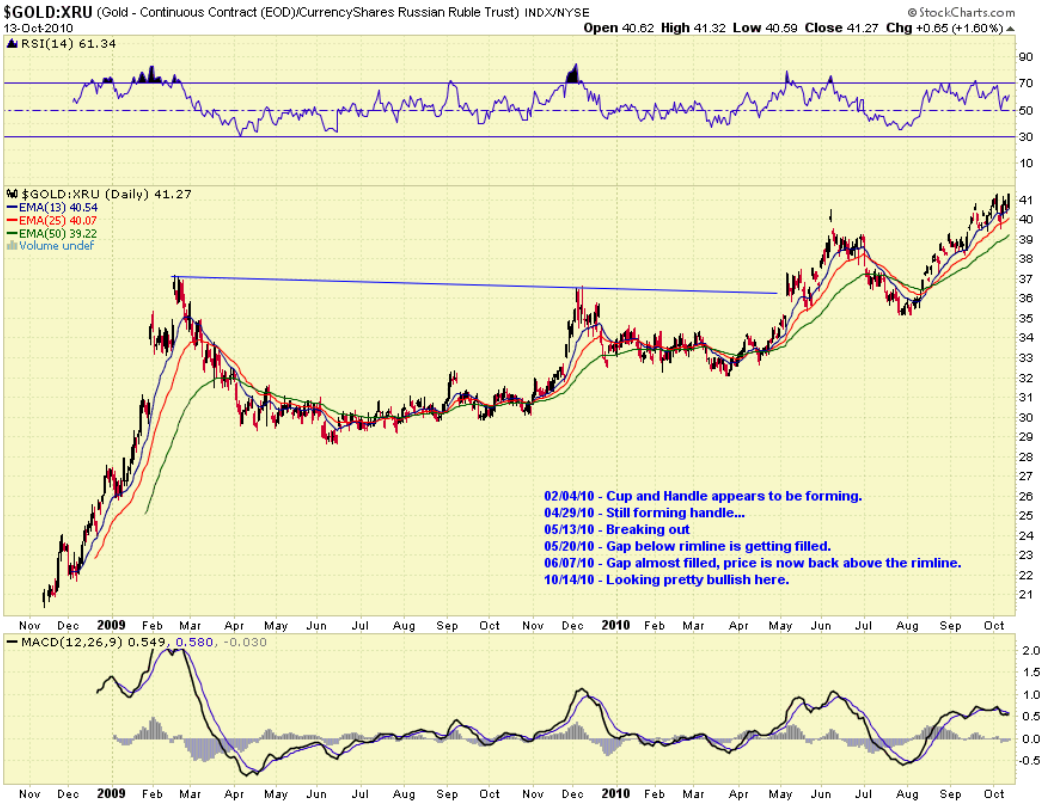
$GOLD:XRU (Gold - Continuous Contract (EOD)/CurrencyShares Russian Ruble Trust) INDX/NYSE
© StockCharts.com
13-Oct-2010
Open 40.62 High 41.32 Low 40.59 Close 41.27 Chg +0.65 (+1.60%)
RSI(14) 61.34
$GOLD:XRU (Daily) 41.27
EMA(13) 40.54
EMA(25) 40.07
EMA(50) 39.22
Volume undef
02/04/10 - Cup and Handle appears to be forming.
04/29/10 - Still forming handle...
05/13/10 - Breaking out
05/20/10 - Gap below rimline is getting filled.
06/07/10 - Gap almost filled, price is now back above the rimline.
10/14/10 - Looking pretty bullish here.
MACD(12,26,9) 0.549, 0.580, -0.030

$GOLD:$CDW (Gold - Continuous Contract (EOD)/Canadian Dollar Index) INDX/INDX
© StockCharts.com
13-Oct-2010
Open 13.55 High 13.79 Low 13.54 Close 13.77 Chg +0.13 (+0.92%)
RSI(14) 68.59
$GOLD:$CDW (Daily) 13.77
EMA(13) 13.56
EMA(25) 13.40
EMA(50) 13.16
Volume undef
02/04/10 - Cup and Handle appears to be forming.
04/29/10 - Gold having a harder time with new highs in a strong currency,
but pattern has not been invalidated.
06/07/10 - Pattern is complete and a breakout through 13 will confirm it.
MACD(12,26,9) 0.186, 0.175, 0.011

$GOLD:$XAD (Gold - Continuous Contract (EOD)/Australian Dollar) INDX/INDX
© StockCharts.com
13-Oct-2010
Open 13.64 High 13.87 Low 13.63 Close 13.86 Chg +0.16 (+1.18%)
RSI(14) 58.89
$GOLD:$XAD (Daily) 13.86
EMA(13) 13.68
EMA(25) 13.64
EMA(50) 13.62
Volume undef
02/04/10 - Cup and Handle appears to be forming.
04/29/10 - Like Canada, taking longer to resolve but still working on it.
05/13/10 - Breakout
06/07/10 - Price is working off overbought condition and consolidating above the breakout area.
MACD(12,26,9) 0.045, 0.019, 0.027

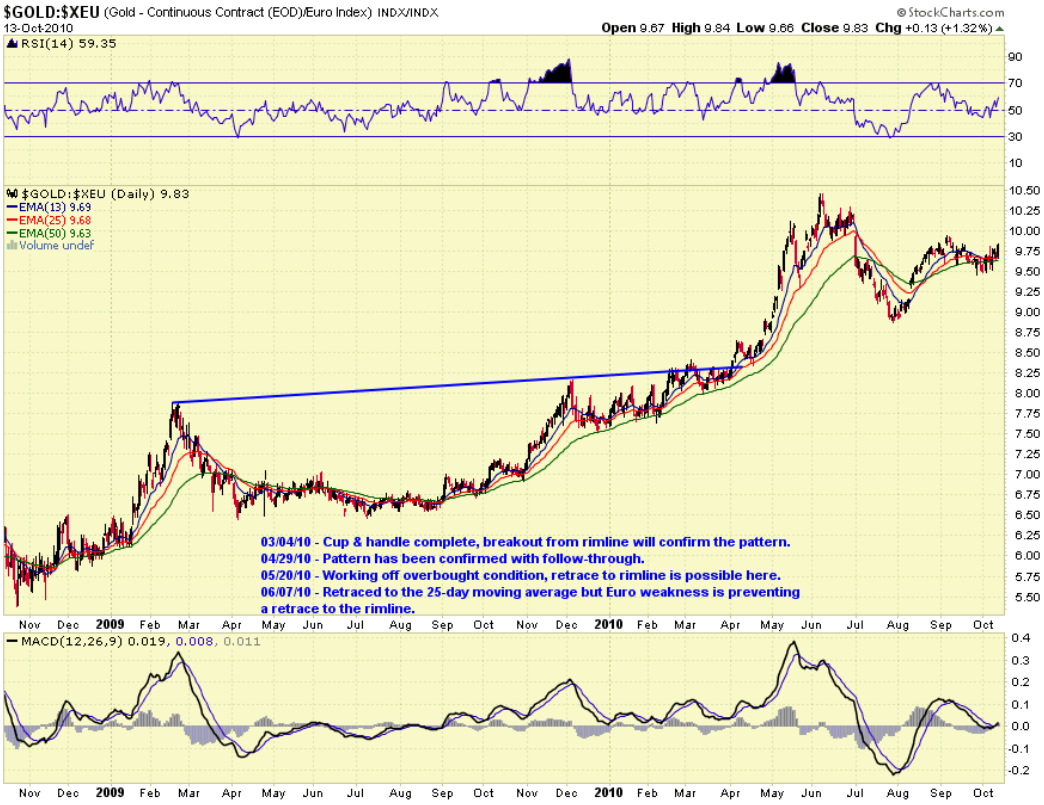
$GOLD:$XEU (Gold - Continuous Contract (EOD)/Euro Index) INDX/INDX
© StockCharts.com
13-Oct-2010
Open 9.67 High 9.84 Low 9.66 Close 9.83 Chg +0.13 (+1.32%)
RSI(14) 59.35
$GOLD:$XEU (Daily) 9.83
EMA(13) 9.69
EMA(25) 9.68
EMA(50) 9.63
Volume undef
03/04/10 - Cup & handle complete, breakout from rimline will confirm the pattern.
04/29/10 - Pattern has been confirmed with follow-through.
05/20/10 - Working off overbought condition, retrace to rimline is possible here.
06/07/10 - Retraced to the 25-day moving average but Euro weakness is preventing a retrace to the rimline.
MACD(12,26,9) 0.019, 0.008, 0.011

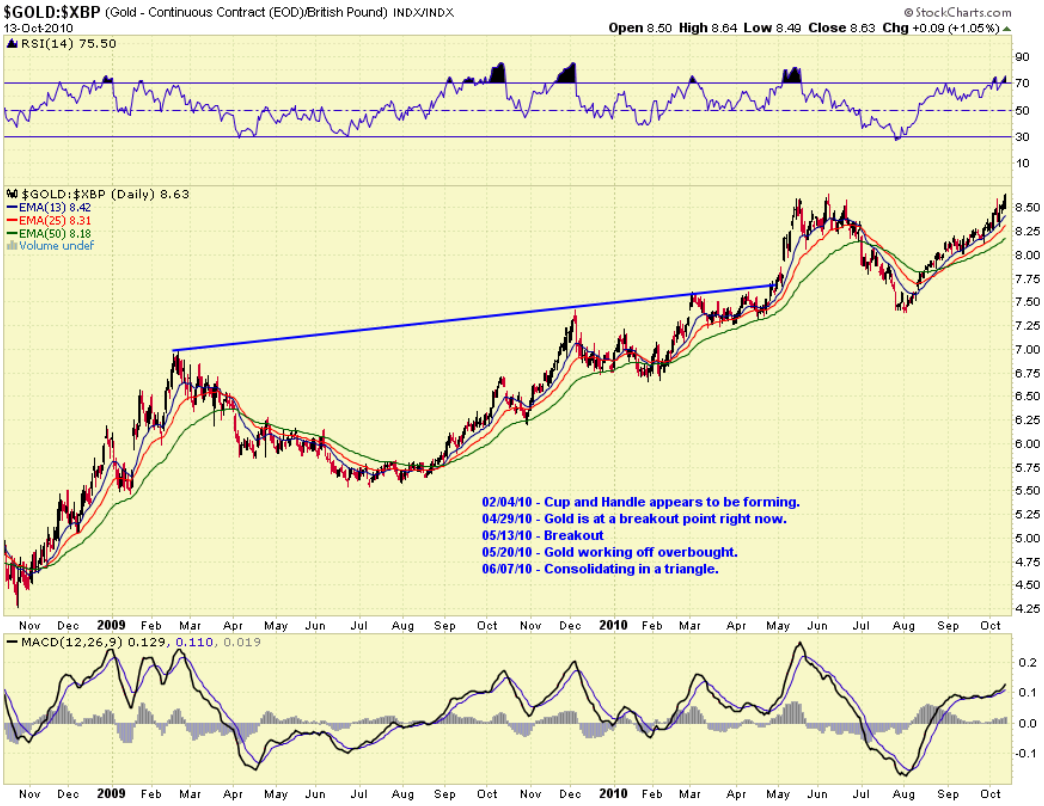
$GOLD:$XBP (Gold - Continuous Contract (EOD)/British Pound) INDX/INDX
© StockCharts.com
13-Oct-2010
Open 8.50 High 8.64 Low 8.49 Close 8.63 Chg +0.09 (+1.05%)
RSI(14) 75.50
$GOLD:$XBP (Daily) 8.63
EMA(13) 8.42
EMA(25) 8.31
EMA(50) 8.18
Volume undef
02/04/10 - Cup and Handle appears to be forming.
04/29/10 - Gold is at a breakout point right now.
05/13/10 - Breakout
05/20/10 - Gold working off overbought.
06/07/10 - Consolidating in a triangle.
MACD(12,26,9) 0.129, 0.110, 0.019

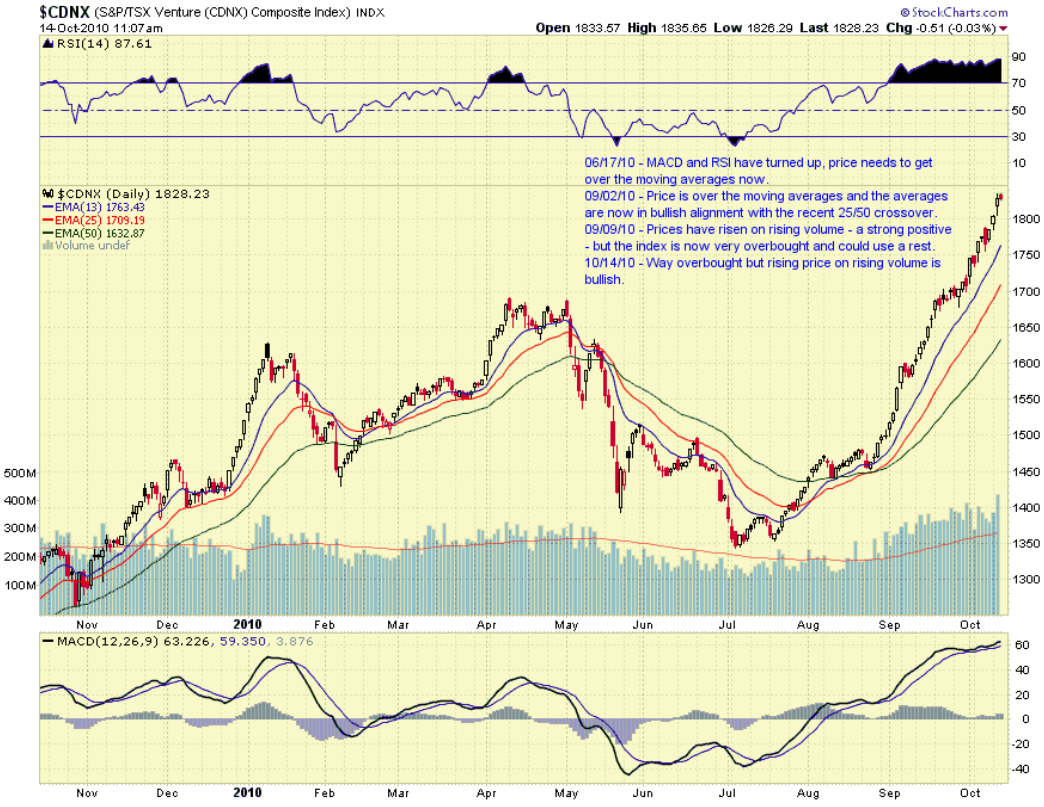
$CDNX (S&P/TSX Venture (CDNX) Composite Index) INDX
© StockCharts.com
14-Oct-2010 11:07am
Open 1833.57 High 1835.65 Low 1826.29 Last 1828.23 Chg -0.51 (-0.03%)
RSI(14) 87.61
06/17/10 - MACD and RSI have turned up, price needs to get over the moving averages now.
09/02/10 - Price is over the moving averages and the averages are now in bullish alignment with the recent 25/50 crossover.
09/09/10 - Prices have risen on rising volume - a strong positive - but the index is now very overbought and could use a rest.
10/14/10 - Way overbought but rising price on rising volume is bullish.
$CDNX (Daily) 1828.23
EMA(13) 1763.43
EMA(25) 1709.19
EMA(50) 1632.87
Volume undef
MACD(12,26,9) 63.226, 59.350, 3.876