$GOLD:$WTIC (Gold - Continuous Contract (EOD)/Oil - Light Crude - Continuous Contract (EOD)) INDX/INDX
© StockCharts.com
6-Oct-2010
Open 16.06 High 16.18 Low 16.05 Close 16.17 Chg +0.02 (+0.11%)
$GOLD:$WTIC (Daily) 16.17
EMA(13) 16.52
EMA(25) 16.55
EMA(50) 16.38
17.50
17.25
17.00
16.75
16.50
16.25
16.00
15.75
15.50
15.25
15.00
14.75
14.50
14.25
14.00
13.75
13.50
13.25
13.00
Nov
Dec
2010
Feb
Mar
Apr
May
Jun
Jul
Aug
Sep
Oct

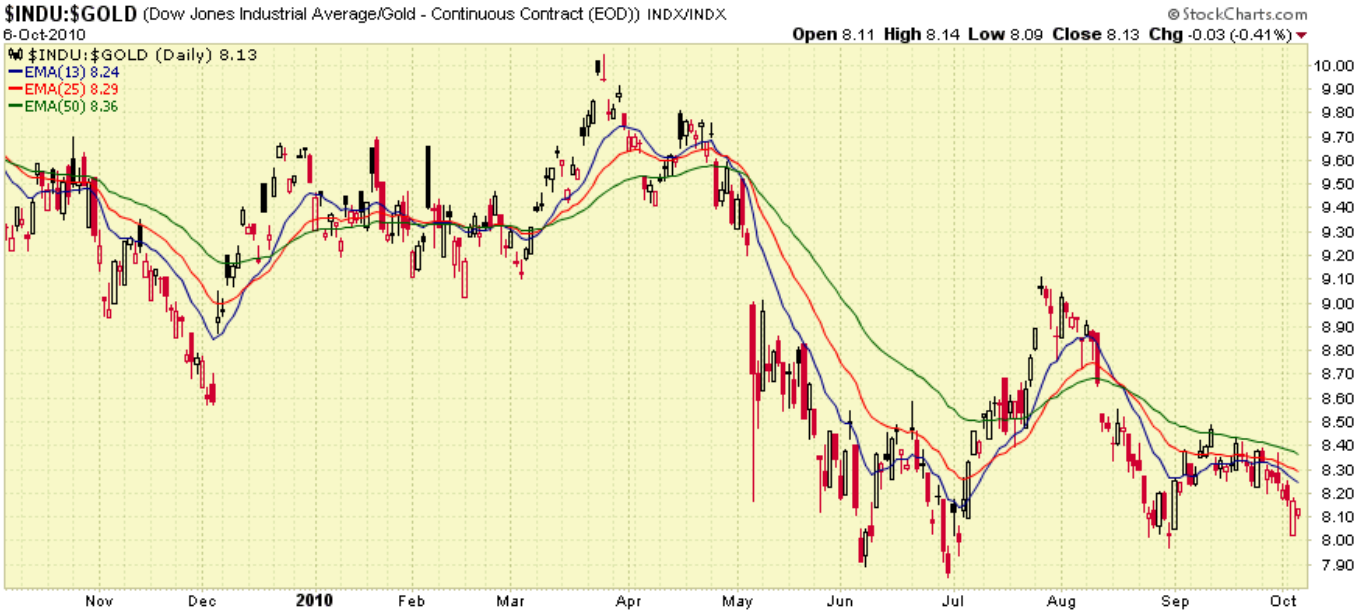
$INDU:$GOLD (Dow Jones Industrial Average/Gold - Continuous Contract (EOD)) INDX/INDX
© StockCharts.com
6-Oct-2010
Open 8.11 High 8.14 Low 8.09 Close 8.13 Chg -0.03 (-0.41%)
$INDU:$GOLD (Daily) 8.13
EMA(13) 8.24
EMA(25) 8.29
EMA(50) 8.36
10.00
9.90
9.80
9.70
9.60
9.50
9.40
9.30
9.20
9.10
9.00
8.90
8.80
8.70
8.60
8.50
8.40
8.30
8.20
8.10
8.00
7.90
Nov
Dec
2010
Feb
Mar
Apr
May
Jun
Jul
Aug
Sep
Oct

$BDI (Baltic Dry Index (EOD)) INDX
5-Oct-2010
© StockCharts.com
Open 2569.00 High 2569.00 Low 2569.00 Close 2569.00 Chg +91.00 (+3.67%)
$BDI (Daily) 2569.00
Trendline was broken.
Turning back up...
Nov
Dec
2010
Feb
Mar
Apr
May
Jun
Jul
Aug
Sep
Oct

$GOLD (Gold - Continuous Contract (EOD)) INDX
6-Oct-2010
© StockCharts.com
Open 1318.80 High 1349.80 Low 1312.70 Close 1348.90 Chg +29.90 (+2.27%)
$GOLD (Weekly) 1348.90
EMA(13) 1263.20
EMA(25) 1228.41
EMA(50) 1169.79

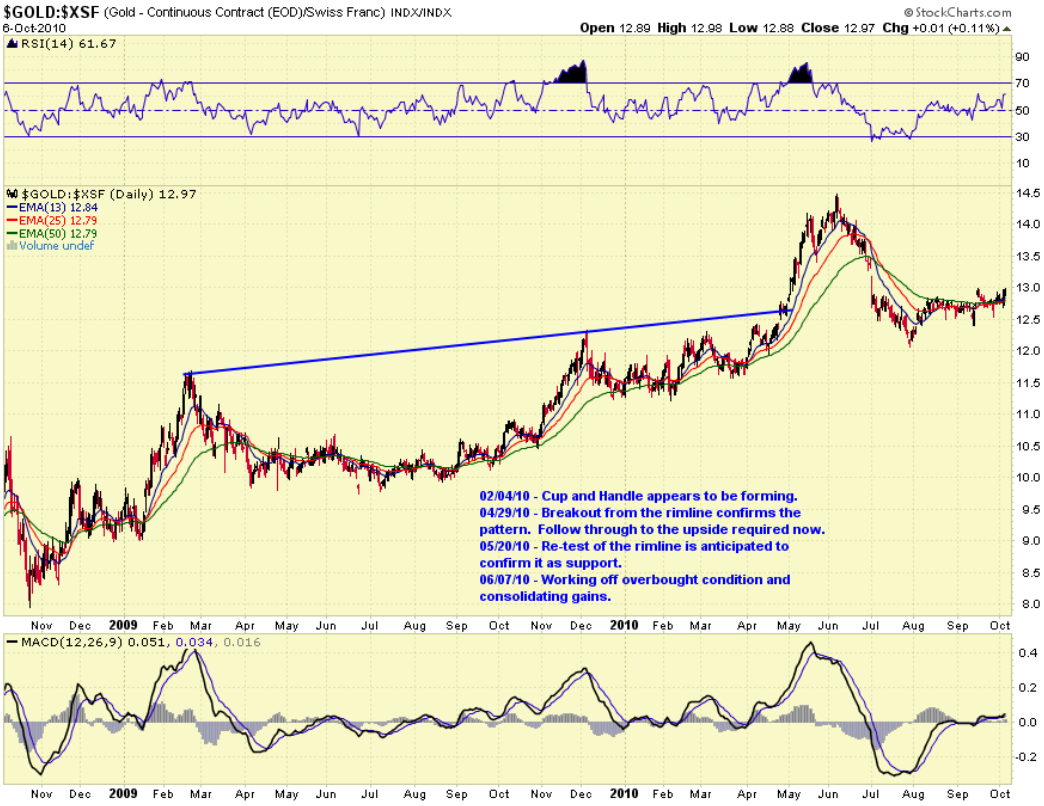
$GOLD:$XSF (Gold - Continuous Contract (EOD)/Swiss Franc) INDX/INDX
© StockCharts.com
6-Oct-2010
Open 12.89 High 12.98 Low 12.88 Close 12.97 Chg +0.01 (+0.11%)
RSI(14) 61.67
$GOLD:$XSF (Daily) 12.97
EMA(13) 12.84
EMA(25) 12.79
EMA(50) 12.79
Volume undef
02/04/10 - Cup and Handle appears to be forming.
04/29/10 - Breakout from the rimline confirms the pattern. Follow through to the upside required now.
05/20/10 - Re-test of the rimline is anticipated to confirm it as support.
06/07/10 - Working off overbought condition and consolidating gains.
MACD(12,26,9) 0.051, 0.034, 0.016

$GOLD:$XJY (Gold - Continuous Contract (EOD)/Japanese Yen) INDX/INDX
© StockCharts.com
6-Oct-2010
Open 11.11 High 11.19 Low 11.11 Close 11.19 Chg +0.03 (+0.26%)
RSI(14) 73.44
$GOLD:$XJY (Daily) 11.19
EMA(13) 10.97
EMA(25) 10.85
EMA(50) 10.73
Volume undef
04/29/10 - Breakout from cup & handle pattern is in progress.
05/20/10 - Ideally, the 10.80 area will hold as support.
06/07/10 - 10.80 broke but gold has moved back above the rimline.
MACD(12,26,9) 0.141, 0.125, 0.017

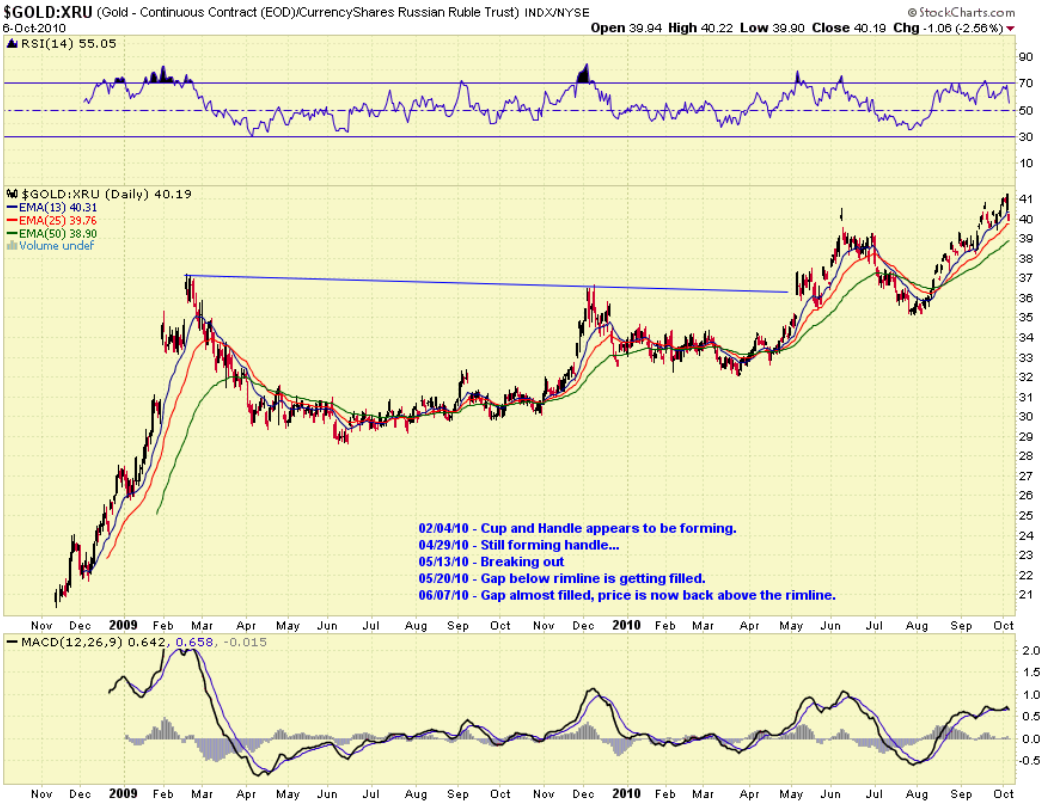
$GOLD:XRU (Gold - Continuous Contract (EOD)/CurrencyShares Russian Ruble Trust) INDX/NYSE
©StockCharts.com
6-Oct-2010
Open 39.94 High 40.22 Low 39.90 Close 40.19 Chg -1.06 (-2.56%)
RSI(14) 55.05
$GOLD:XRU (Daily) 40.19
EMA(13) 40.31
EMA(25) 39.76
EMA(50) 38.90
Volume undef
02/04/10 - Cup and Handle appears to be forming.
04/29/10 - Still forming handle...
05/13/10 - Breaking out
05/20/10 - Gap below rimline is getting filled.
06/07/10 - Gap almost filled, price is now back above the rimline.
MACD(12,26,9) 0.642, 0.658, -0.015

$GOLD:$CDW (Gold - Continuous Contract (EOD)/Canadian Dollar Index) INDX/INDX
©StockCharts.com
6-Oct-2010
Open 13.56 High 13.65 Low 13.55 Close 13.64 Chg +0.02 (+0.17%)
RSI(14) 70.19
$GOLD:$CDW (Daily) 13.64
EMA(13) 13.42
EMA(25) 13.26
EMA(50) 13.04
Volume undef
02/04/10 - Cup and Handle appears to be forming.
04/29/10 - Gold having a harder time with new highs in a strong currency,
but pattern has not been invalidated.
06/07/10 - Pattern is complete and a breakout through 13 will confirm it.
MACD(12,26,9) 0.180, 0.159, 0.020

$GOLD:$XAD (Gold - Continuous Contract (EOD)/Australian Dollar) INDX/INDX
6-Oct-2010
Open 13.71 High 13.81 Low 13.70 Close 13.80 Chg -0.00 (-0.01%)
© StockCharts.com
RSI(14) 59.70
$GOLD:$XAD (Daily) 13.80
EMA(13) 13.62
EMA(25) 13.60
EMA(50) 13.60
Volume undef
02/04/10 - Cup and Handle appears to be forming.
04/29/10 - Like Canada, taking longer to resolve but still working on it.
05/13/10 - Breakout
06/07/10 - Price is working off overbought condition and consolidating above the breakout area.
MACD(12,26,9) 0.023, -0.008, 0.031

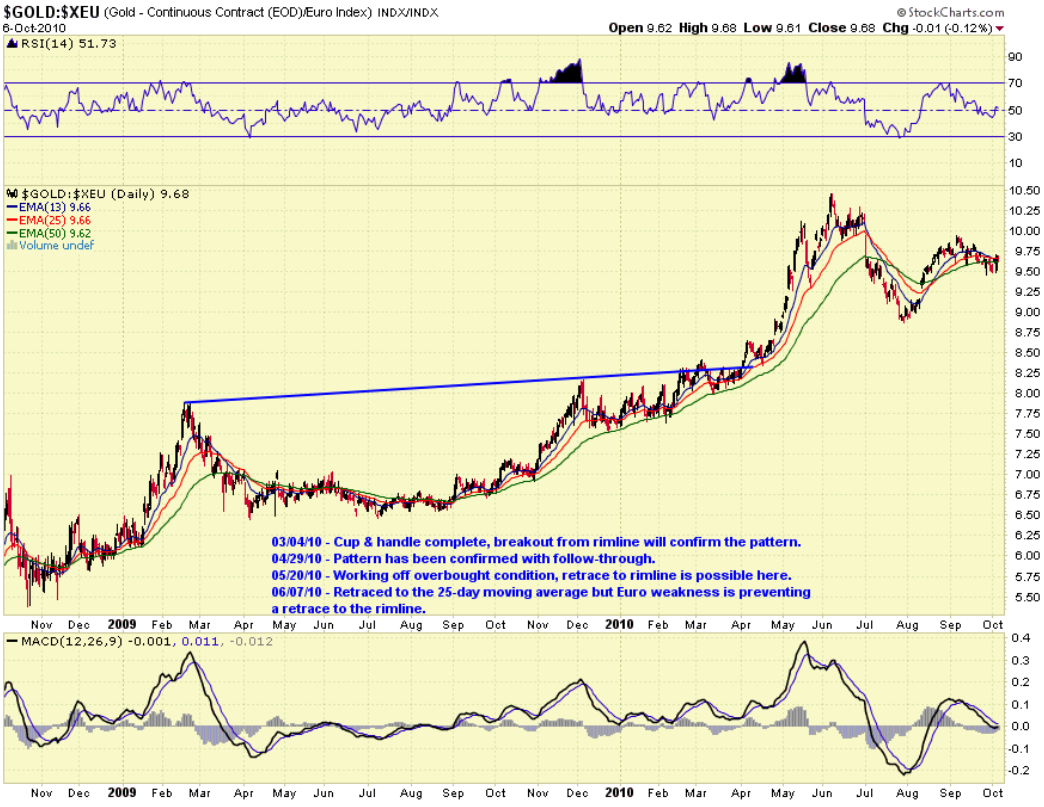
$GOLD:$XEU (Gold - Continuous Contract (EOD)/Euro Index) INDX/INDX
6-Oct-2010
Open 9.62 High 9.68 Low 9.61 Close 9.68 Chg -0.01 (-0.12%)
© StockCharts.com
RSI(14) 51.73
$GOLD:$XEU (Daily) 9.68
EMA(13) 9.66
EMA(25) 9.66
EMA(50) 9.62
Volume undef
03/04/10 - Cup & handle complete, breakout from rimline will confirm the pattern.
04/29/10 - Pattern has been confirmed with follow-through.
05/20/10 - Working off overbought condition, retrace to rimline is possible here.
06/07/10 - Retraced to the 25-day moving average but Euro weakness is preventing a retrace to the rimline.
MACD(12,26,9) -0.001, 0.011, -0.012

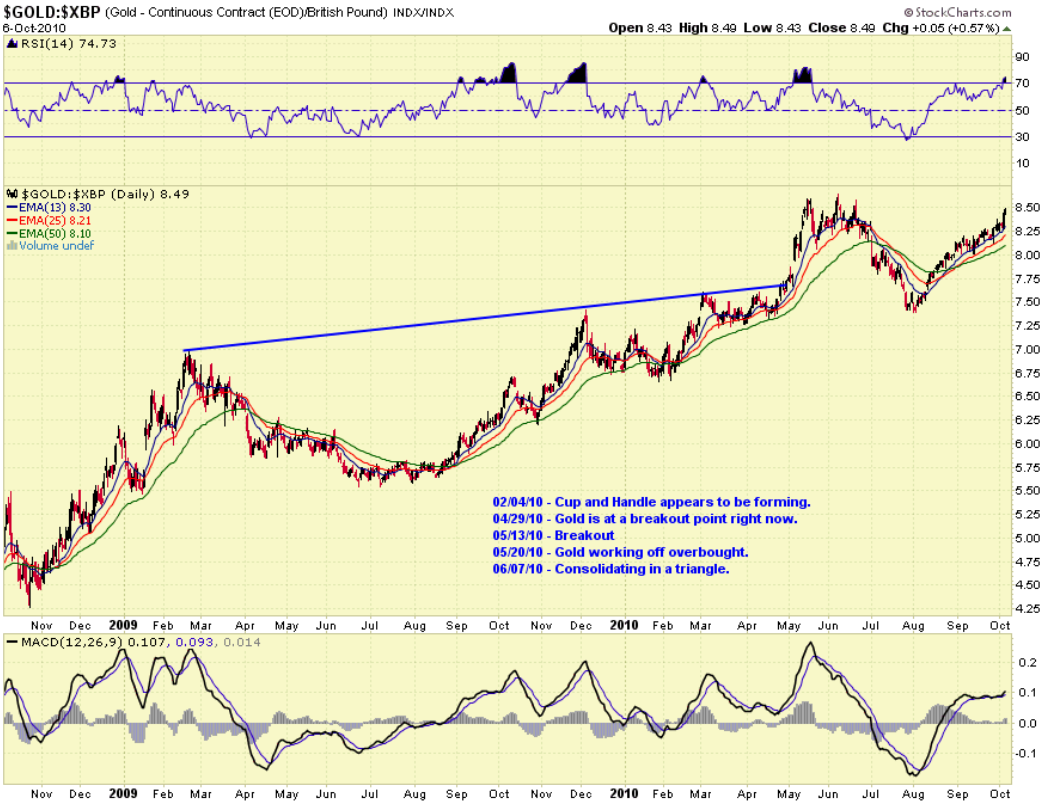
$GOLD:$XBP (Gold - Continuous Contract (EOD)/British Pound) INDX/INDX
© StockCharts.com
6-Oct-2010
Open 8.43 High 8.49 Low 8.43 Close 8.49 Chg +0.05 (+0.57%)
RSI(14) 74.73
$GOLD:$XBP (Daily) 8.49
EMA(13) 8.30
EMA(25) 8.21
EMA(50) 8.10
Volume undef
02/04/10 - Cup and Handle appears to be forming.
04/29/10 - Gold is at a breakout point right now.
05/13/10 - Breakout
05/20/10 - Gold working off overbought.
06/07/10 - Consolidating in a triangle.
MACD(12,26,9) 0.107, 0.093, 0.014

$CDNX (S&P/TSX Venture (CDNX) Composite Index) INDX
© StockCharts.com
6-Oct-2010
Open 1775.34 High 1776.07 Low 1768.01 Close 1774.06 Volume 355.7M Chg +6.03 (+0.34%)
RSI(14) 86.83
$CDNX (Daily) 1774.06
EMA(13) 1712.53
EMA(25) 1662.10
EMA(50) 1595.08
06/17/10 - MACD and RSI have turned up, price needs to get over the moving averages now.
09/02/10 - Price is over the moving averages and the averages are now in bullish alignment with the recent 25/50 crossover.
09/09/10 - Prices have risen on rising volume - a strong positive - but the index is now very overbought and could use a rest.
MACD(12,26,9) 58.684, 55.859, 2.826