Catherine Austin Fitts ~ Money & Markets (May 21, 2009)

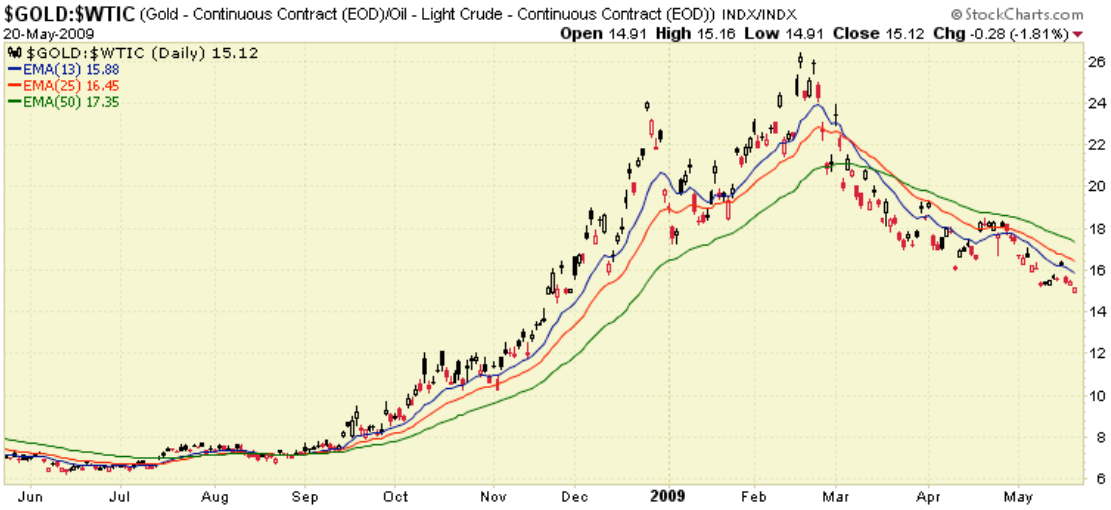

$BDI (Baltic Dry Index (EOD)) INDX
20-May-2009 4:00pm
© StockCharts.com
Open 2665.00 High 2665.00 Low 2665.00 Last 2665.00 Chg +21.00 (+0.79%)
$BDI (Daily) 2665.00
11000
10000
9000
8000
7000
6000
5000
4000
3000
2000
1000
Jun
Jul
Aug
Sep
Oct
Nov
Dec
2009
Feb
Mar
Apr
May

$GOLD (Gold - Continuous Contract (EOD)) INDX
20-May-2009
© StockCharts.com
Open 931.80 High 940.70 Low 916.20 Close 938.30 Chg +7.00 (+0.75%)
$GOLD (Weekly) 938.30
EMA(13) 911.79
EMA(25) 898.17
EMA(50) 877.68
1000
950
900
850
800
750
700
650
600
550
500
450
400
J J A S O N D05 F M A M J J A S O N D06 F M A M J J A S O N D07 F M A M J J A S O N D08 F M A M J J A S O N D09 F M A M

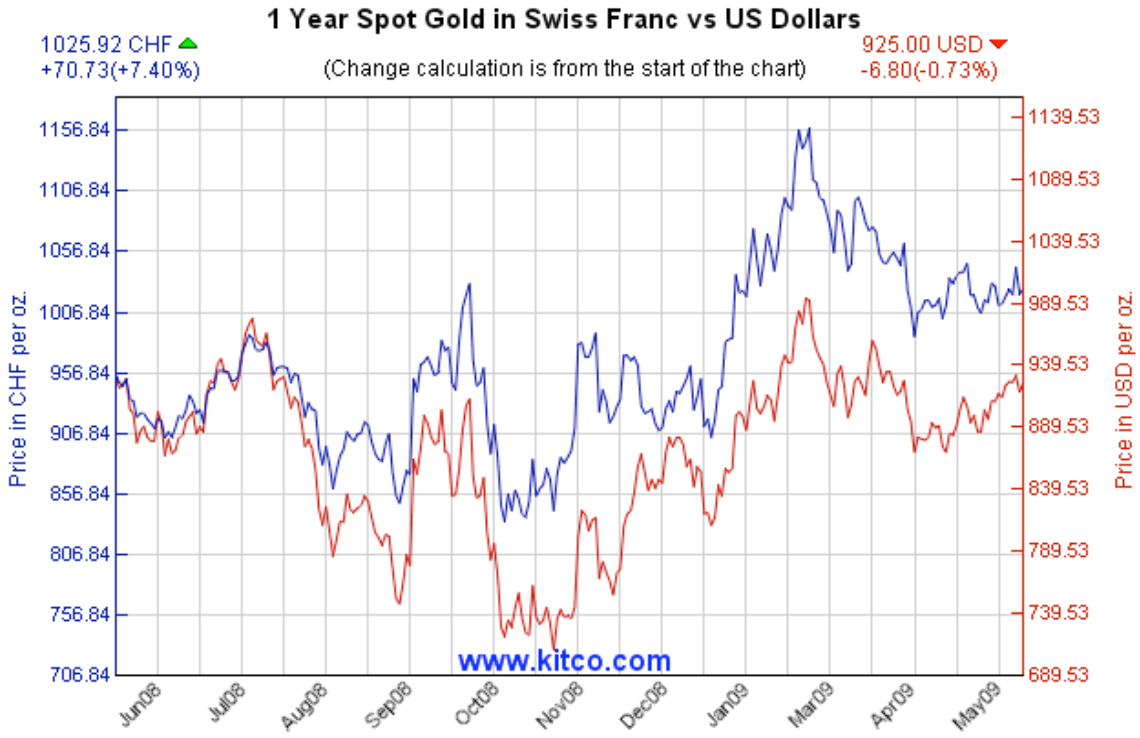
1 Year Spot Gold in Swiss Franc vs US Dollars
1025.92 CHF
+70.73(+7.40%)
(Change calculation is from the start of the chart)
925.00 USD
-6.80(-0.73%)
Price in CHF per oz.
Price in USD per oz.
1156.84
1106.84
1056.84
1006.84
956.84
906.84
856.84
806.84
756.84
706.84
1139.53
1089.53
1039.53
989.53
939.53
889.53
839.53
789.53
739.53
689.53
www.kitco.com
Jun08
Jul08
Aug08
Sep08
Oct08
Nov08
Dec08
Jan09
Mar09
Apr09
May09

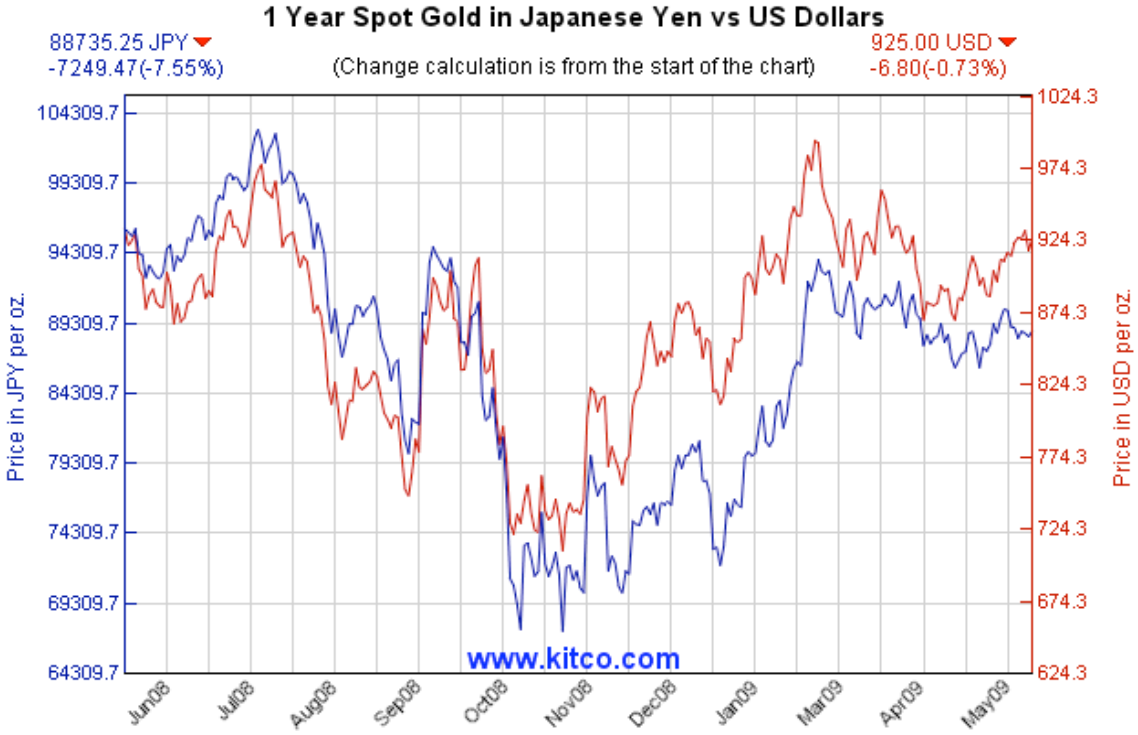
1 Year Spot Gold in Japanese Yen vs US Dollars
88735.25 JPY
-7249.47(-7.55%)
(Change calculation is from the start of the chart)
925.00 USD
-6.80(-0.73%)
Price in JPY per oz.
Price in USD per oz.
104309.7
99309.7
94309.7
89309.7
84309.7
79309.7
74309.7
69309.7
64309.7
1024.3
974.3
924.3
874.3
824.3
774.3
724.3
674.3
624.3
www.kitco.com
Jun08
Jul08
Aug08
Sep08
Oct08
Nov08
Dec08
Jan09
Mar09
Apr09
May09

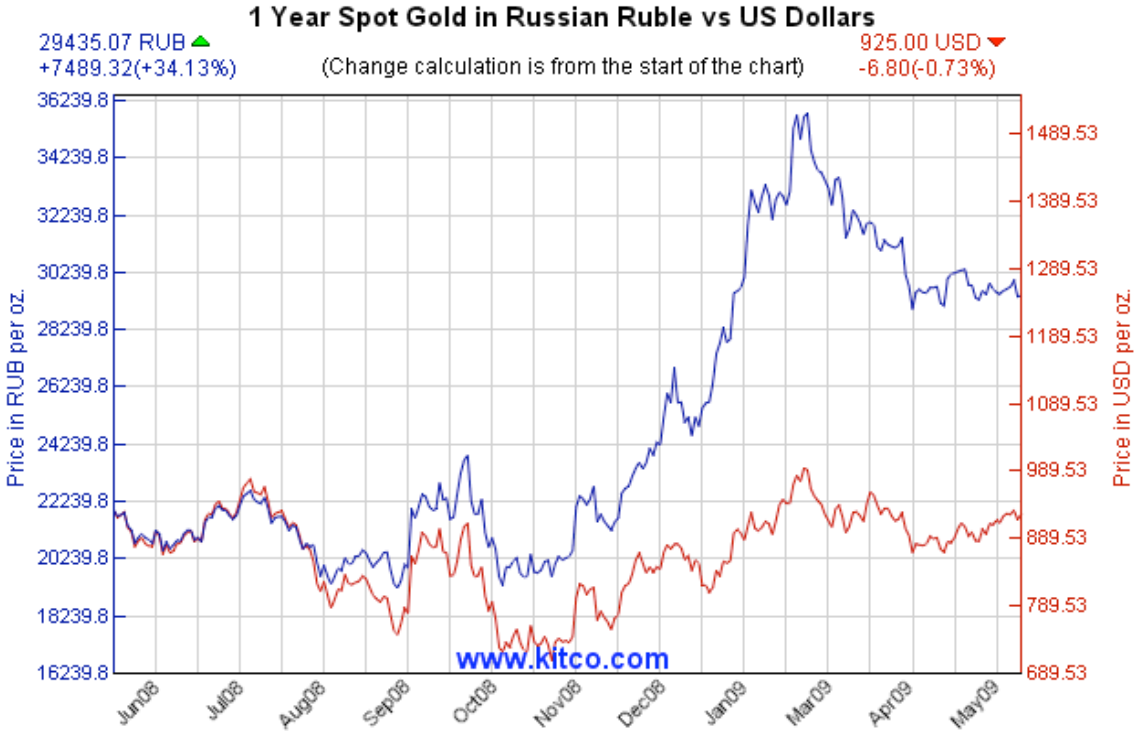
1 Year Spot Gold in Russian Ruble vs US Dollars
29435.07 RUB
+7489.32(+34.13%)
(Change calculation is from the start of the chart)
925.00 USD
-6.80(-0.73%)
Price in RUB per oz.
Price in USD per oz.
36239.8
34239.8
32239.8
30239.8
28239.8
26239.8
24239.8
22239.8
20239.8
18239.8
16239.8
1489.53
1389.53
1289.53
1189.53
1089.53
989.53
889.53
789.53
689.53
www.kitco.com
Jun08
Jul08
Aug08
Sep08
Oct08
Nov08
Dec08
Jan09
Mar09
Apr09
May09

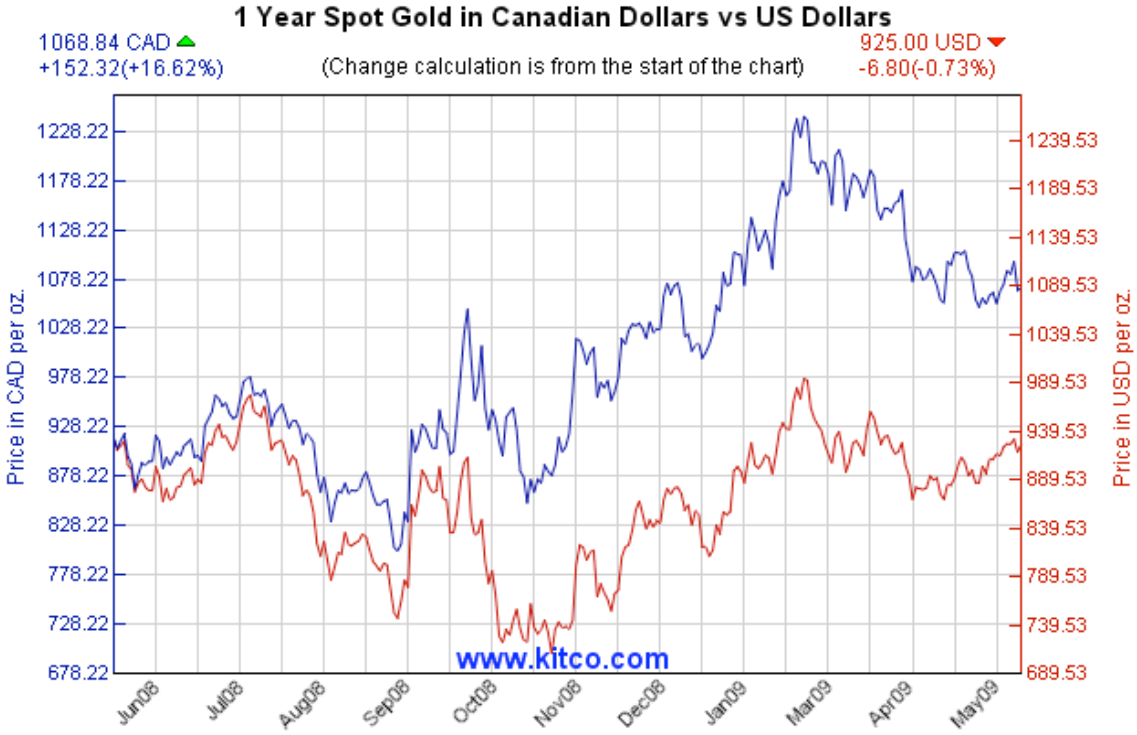
1 Year Spot Gold in Canadian Dollars vs US Dollars
1068.84 CAD
+152.32(+16.62%)
(Change calculation is from the start of the chart)
925.00 USD
-6.80(-0.73%)
Price in CAD per oz.
Price in USD per oz.
1228.22
1178.22
1128.22
1078.22
1028.22
978.22
928.22
878.22
828.22
778.22
728.22
678.22
1239.53
1189.53
1139.53
1089.53
1039.53
989.53
939.53
889.53
839.53
789.53
739.53
689.53
www.kitco.com
Jun08
Jul08
Aug08
Sep08
Oct08
Nov08
Dec08
Jan09
Mar09
Apr09
May09

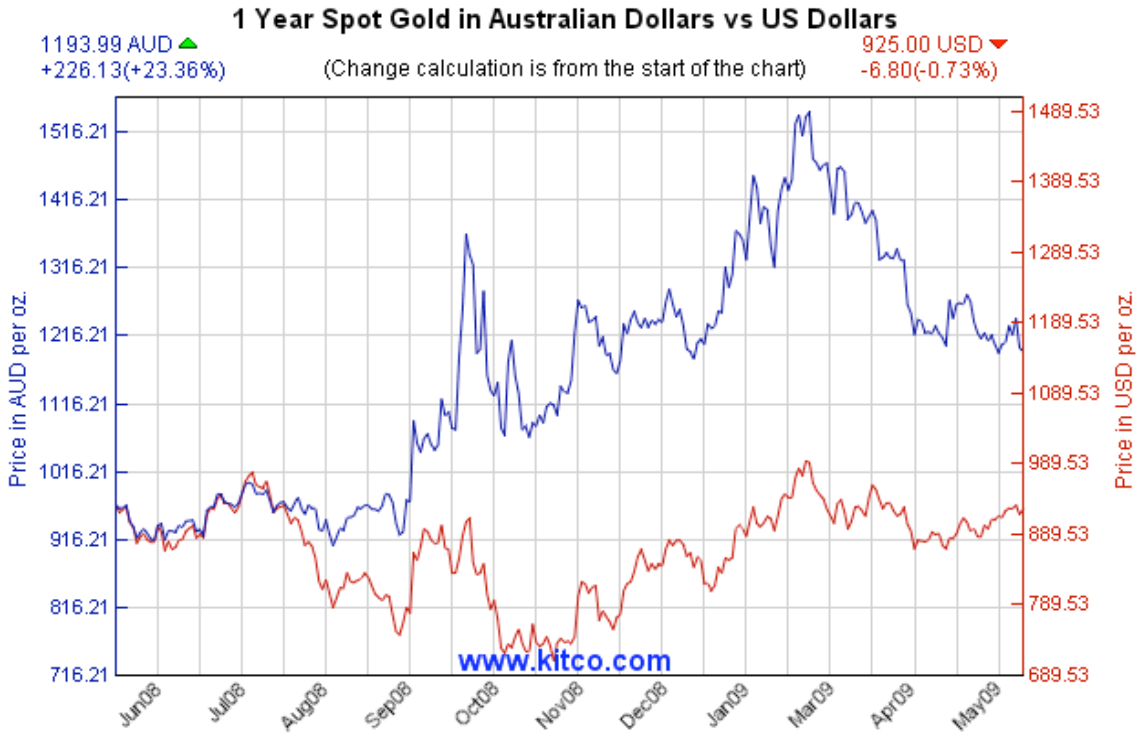
1 Year Spot Gold in Australian Dollars vs US Dollars
1193.99 AUD
+226.13(+23.36%)
(Change calculation is from the start of the chart)
925.00 USD
-6.80(-0.73%)
Price in AUD per oz.
Price in USD per oz.
1516.21
1416.21
1316.21
1216.21
1116.21
1016.21
916.21
816.21
716.21
1489.53
1389.53
1289.53
1189.53
1089.53
989.53
889.53
789.53
689.53
www.kitco.com
Jun08
Jul08
Aug08
Sep08
Oct08
Nov08
Dec08
Jan09
Mar09
Apr09
May09

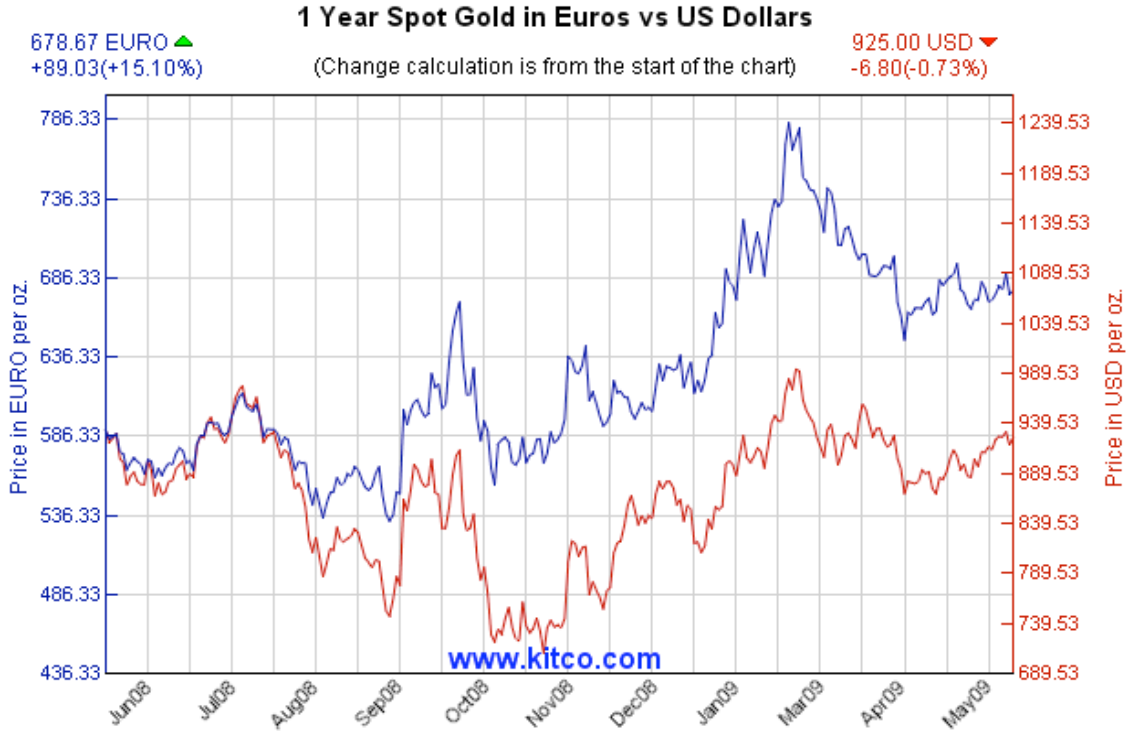
1 Year Spot Gold in Euros vs US Dollars
678.67 EURO
+89.03(+15.10%)
(Change calculation is from the start of the chart)
925.00 USD
-6.80(-0.73%)
Price in EURO per oz.
Price in USD per oz.
786.33
736.33
686.33
636.33
586.33
536.33
486.33
436.33
1239.53
1189.53
1139.53
1089.53
1039.53
989.53
939.53
889.53
839.53
789.53
739.53
689.53
www.kitco.com
Jun08
Jul08
Aug08
Sep08
Oct08
Nov08
Dec08
Jan09
Mar09
Apr09
May09

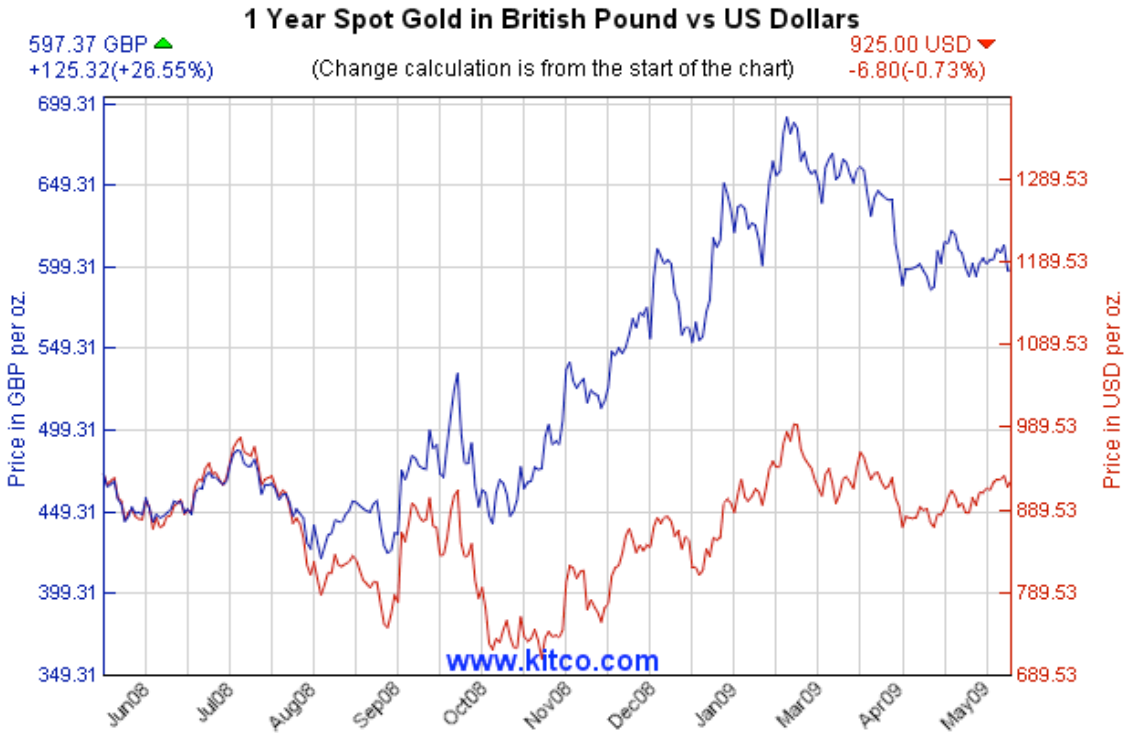
1 Year Spot Gold in British Pound vs US Dollars
597.37 GBP
+125.32(+26.55%)
(Change calculation is from the start of the chart)
925.00 USD
-6.80(-0.73%)
699.31
649.31
599.31
549.31
499.31
449.31
399.31
349.31
Price in GBP per oz.
1289.53
1189.53
1089.53
989.53
889.53
789.53
689.53
Price in USD per oz.
www.kitco.com
Jun08
Jul08
Aug08
Sep08
Oct08
Nov08
Dec08
Jan09
Mar09
Apr09
May09