Catherine Austin Fitts ~ Money & Markets (May 14, 2009)

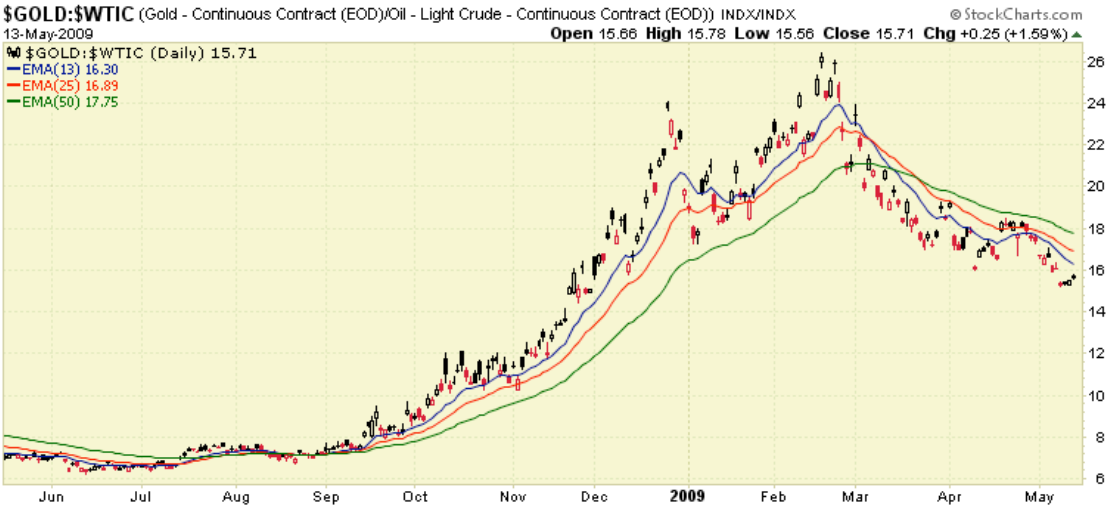

$BDI (Baltic Dry Index (EOD)) INDX
© StockCharts.com
13-May-2009 4:00pm
Open 2332.00 High 2332.00 Low 2332.00 Last 2332.00 Chg +79.00 (+3.51%)
$BDI (Daily) 2332.00
11000
10000
9000
8000
7000
6000
5000
4000
3000
2000
1000
Jun
Jul
Aug
Sep
Oct
Nov
Dec
2009
Feb
Mar
Apr
May

$GOLD (Gold - Continuous Contract (EOD)) INDX
© StockCharts.com
13-May-2009
Open 916.30 High 930.80 Low 908.70 Close 926.60 Chg +10.10 (+1.10%)
$GOLD (Weekly) 926.60
EMA(13) 906.71
EMA(25) 894.46
EMA(50) 875.02
1000
950
900
850
800
750
700
650
600
550
500
450
400
J J A S O N D05 F M A M J J A S O N D06 F M A M J J A S O N D07 F M A M J J A S O N D08 F M A M J J A S O N D09 F M A M

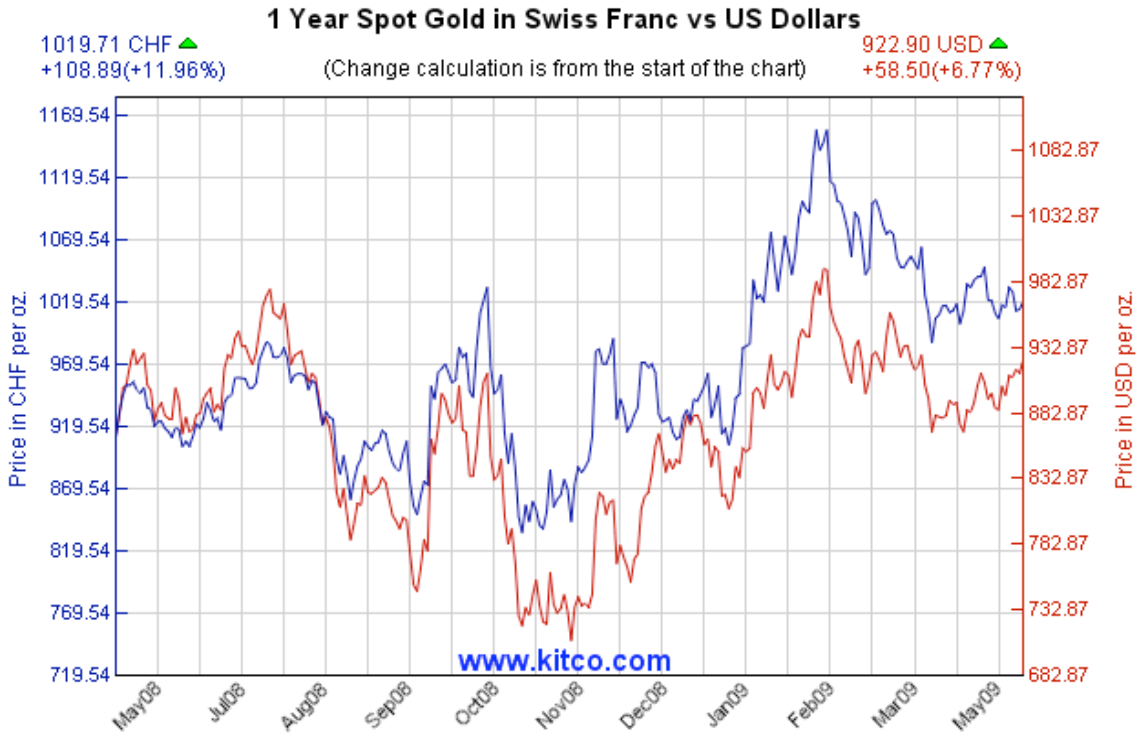
1 Year Spot Gold in Swiss Franc vs US Dollars
1019.71 CHF
+108.89(+11.96%)
(Change calculation is from the start of the chart)
922.90 USD
+58.50(+6.77%)
Price in CHF per oz.
Price in USD per oz.
1169.54
1119.54
1069.54
1019.54
969.54
919.54
869.54
819.54
769.54
719.54
1082.87
1032.87
982.87
932.87
882.87
832.87
782.87
732.87
682.87
www.kitco.com
May08
Jul08
Aug08
Sep08
Oct08
Nov08
Dec08
Jan09
Feb09
Mar09
May09

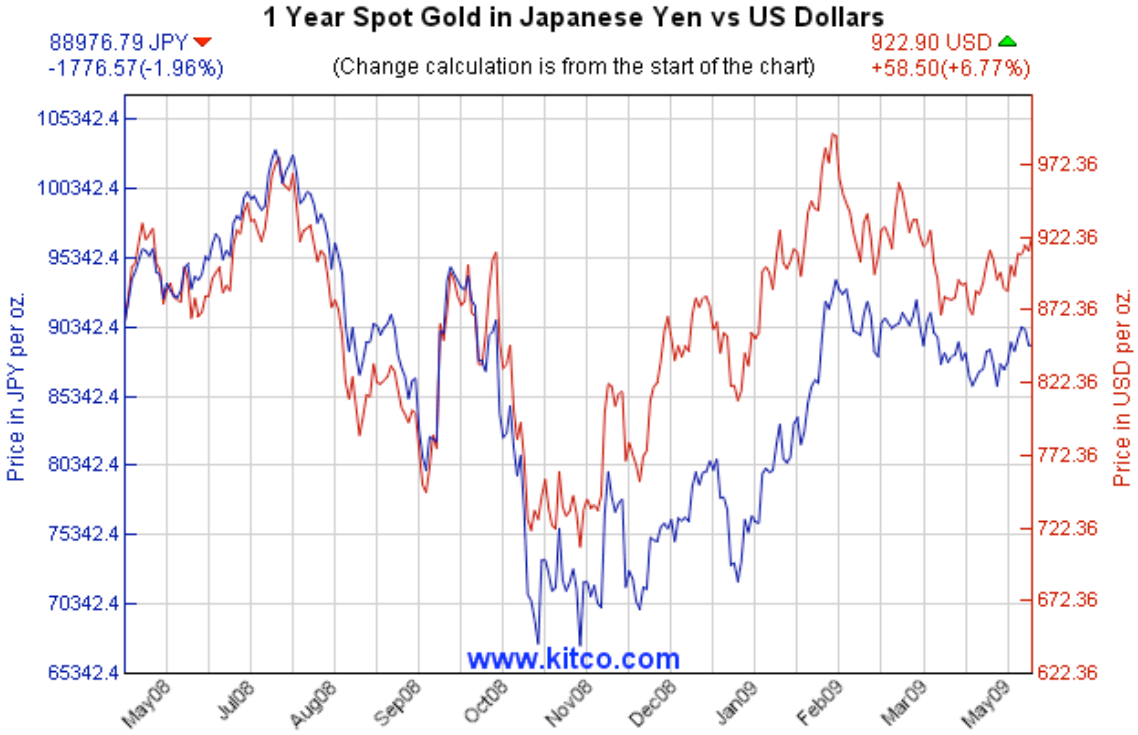
1 Year Spot Gold in Japanese Yen vs US Dollars
88976.79 JPY
-1776.57(-1.96%)
(Change calculation is from the start of the chart)
922.90 USD
+58.50(+6.77%)
Price in JPY per oz.
Price in USD per oz.
105342.4
100342.4
95342.4
90342.4
85342.4
80342.4
75342.4
70342.4
65342.4
972.36
922.36
872.36
822.36
772.36
722.36
672.36
622.36
www.kitco.com
May08
Jul08
Aug08
Sep08
Oct08
Nov08
Dec08
Jan09
Feb09
Mar09
May09

1 Year Spot Gold in Russian Ruble vs US Dollars
29598.33 RUB
+8965.45(+43.45%)
(Change calculation is from the start of the chart)
922.90 USD
+58.50(+6.77%)
Price in RUB per oz.
Price in USD per oz.
36299.9
34299.9
32299.9
30299.9
28299.9
26299.9
24299.9
22299.9
20299.9
18299.9
16299.9
1482.87
1382.87
1282.87
1182.87
1082.87
982.87
882.87
782.87
682.87
www.kitco.com
May08
Jul08
Aug08
Sep08
Oct08
Nov08
Dec08
Jan09
Feb09
Mar09
May09

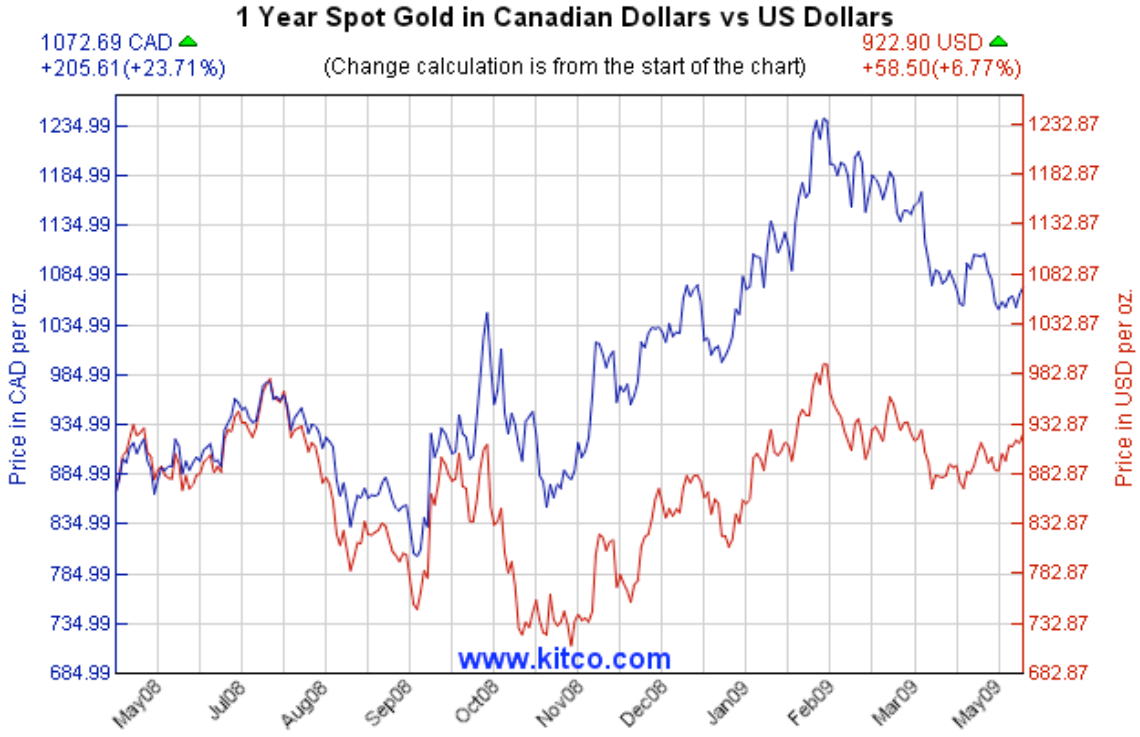
1 Year Spot Gold in Canadian Dollars vs US Dollars
1072.69 CAD
+205.61(+23.71%)
(Change calculation is from the start of the chart)
922.90 USD
+58.50(+6.77%)
Price in CAD per oz.
Price in USD per oz.
1234.99
1184.99
1134.99
1084.99
1034.99
984.99
934.99
884.99
834.99
784.99
734.99
684.99
1232.87
1182.87
1132.87
1082.87
1032.87
982.87
932.87
882.87
832.87
782.87
732.87
682.87
www.kitco.com
May08
Jul08
Aug08
Sep08
Oct08
Nov08
Dec08
Jan09
Feb09
Mar09
May09

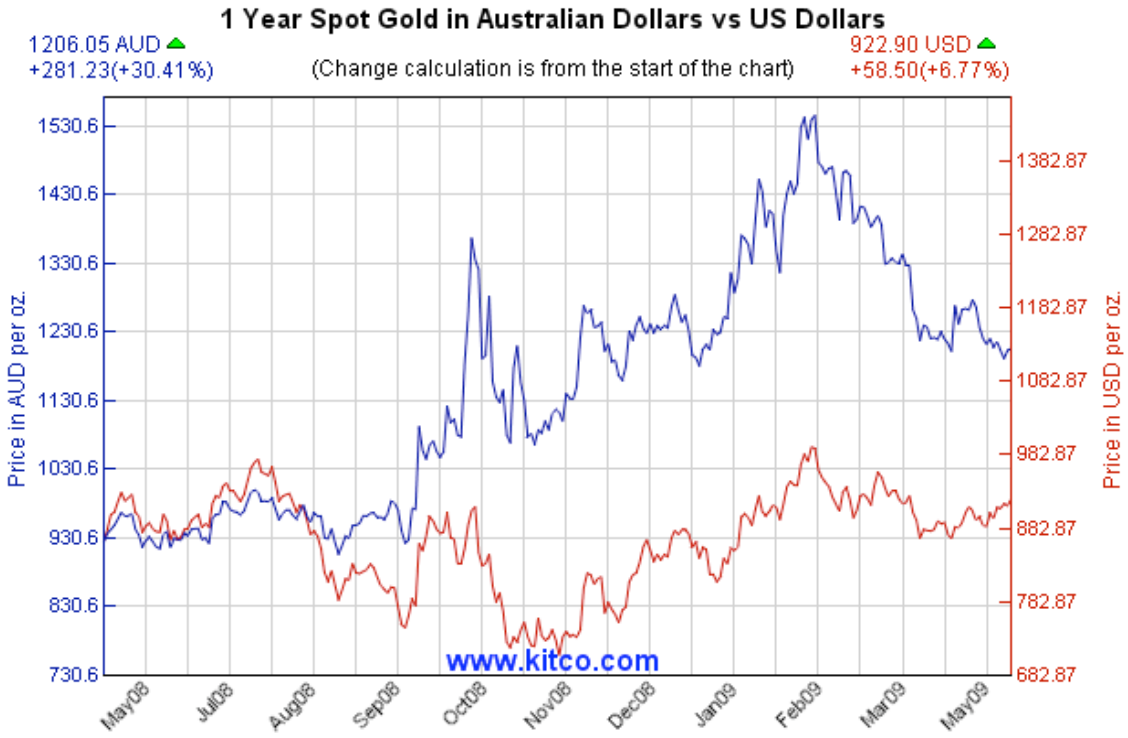
1 Year Spot Gold in Australian Dollars vs US Dollars
1206.05 AUD
+281.23(+30.41%)
(Change calculation is from the start of the chart)
922.90 USD
+58.50(+6.77%)
Price in AUD per oz.
Price in USD per oz.
1530.6
1430.6
1330.6
1230.6
1130.6
1030.6
930.6
830.6
730.6
1382.87
1282.87
1182.87
1082.87
982.87
882.87
782.87
682.87
www.kitco.com
May08
Jul08
Aug08
Sep08
Oct08
Nov08
Dec08
Jan09
Feb09
Mar09
May09

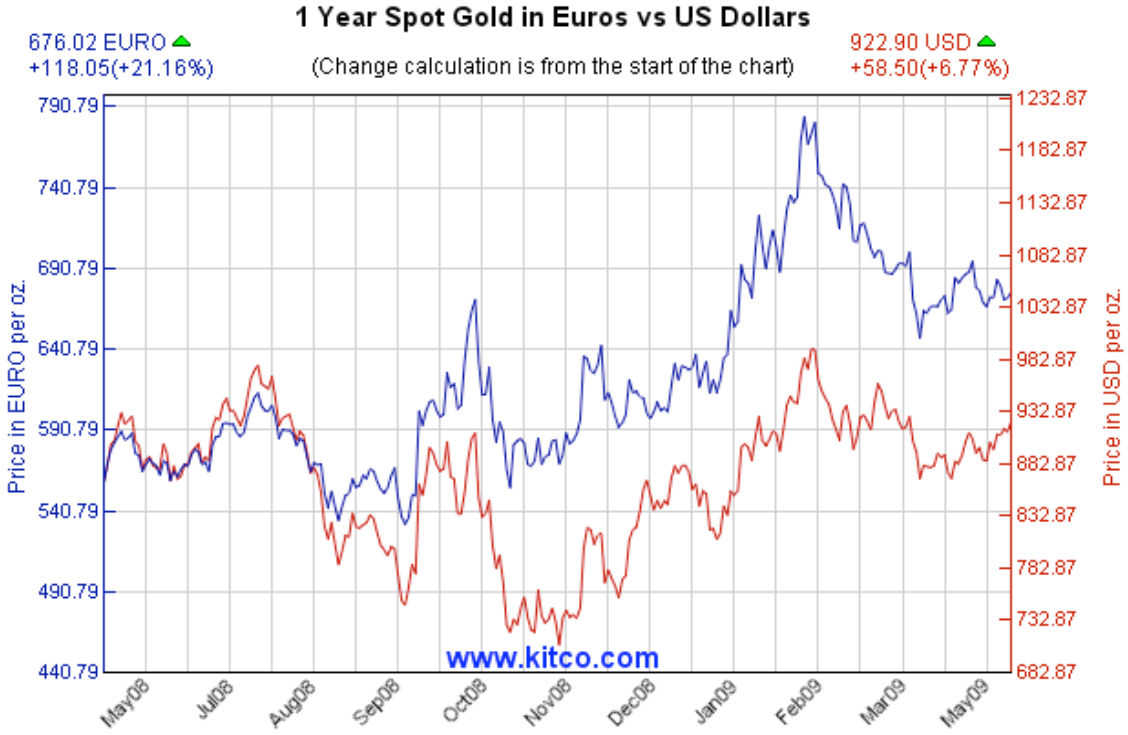
1 Year Spot Gold in Euros vs US Dollars
676.02 EURO
+118.05(+21.16%)
(Change calculation is from the start of the chart)
922.90 USD
+58.50(+6.77%)
Price in EURO per oz.
Price in USD per oz.
790.79
740.79
690.79
640.79
590.79
540.79
490.79
440.79
1232.87
1182.87
1132.87
1082.87
1032.87
982.87
932.87
882.87
832.87
782.87
732.87
682.87
www.kitco.com
May08
Jul08
Aug08
Sep08
Oct08
Nov08
Dec08
Jan09
Feb09
Mar09
May09

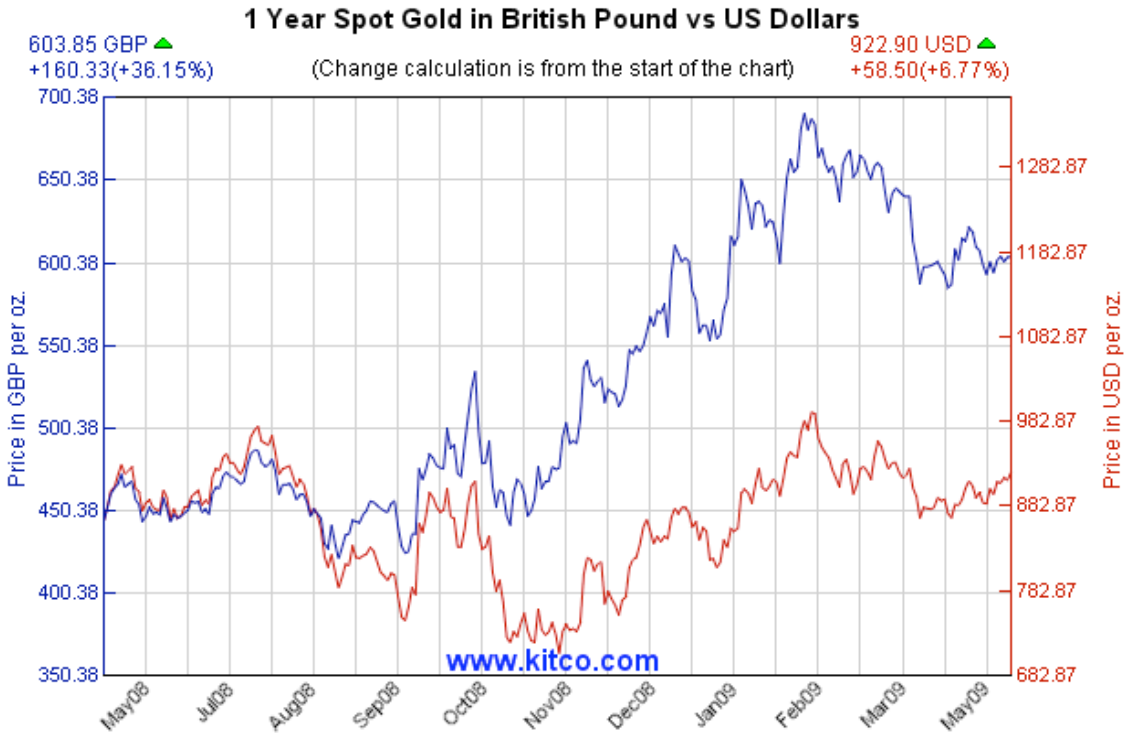
1 Year Spot Gold in British Pound vs US Dollars
603.85 GBP
+160.33(+36.15%)
(Change calculation is from the start of the chart)
922.90 USD
+58.50(+6.77%)
700.38
650.38
600.38
550.38
500.38
450.38
400.38
350.38
Price in GBP per oz.
1282.87
1182.87
1082.87
982.87
882.87
782.87
682.87
Price in USD per oz.
www.kitco.com
May08
Jul08
Aug08
Sep08
Oct08
Nov08
Dec08
Jan09
Feb09
Mar09
May09