Catherine Austin Fitts ~ Money & Markets (May 7, 2009)

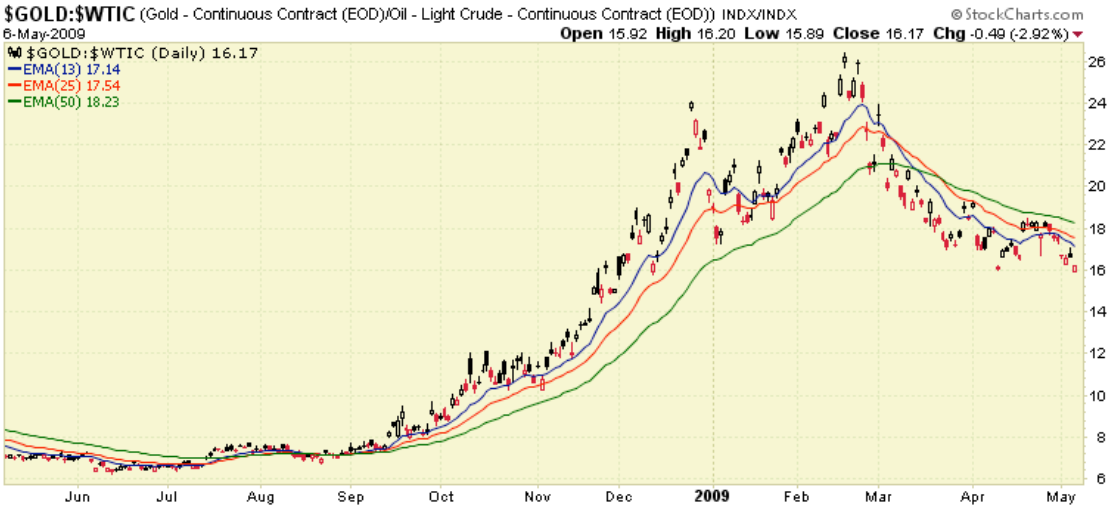

$BDI (Baltic Dry Index (EOD)) INDX
6-May-2009
© StockCharts.com
Open 2065.00 High 2065.00 Low 2065.00 Close 2065.00 Chg +168.00 (+8.86%)
$BDI (Daily) 2065.00
11000
10000
9000
8000
7000
6000
5000
4000
3000
2000
1000
Jun
Jul
Aug
Sep
Oct
Nov
Dec
2009
Feb
Mar
Apr
May

$GOLD (Gold - Continuous Contract (EOD)) INDX
6-May-2009
© StockCharts.com
Open 886.50 High 916.30 Low 885.20 Close 911.00 Chg +24.60 (+2.78%)
$GOLD (Weekly) 911.00
EMA(13) 902.60
EMA(25) 891.36
EMA(50) 872.70
1000
950
900
850
800
750
700
650
600
550
500
450
400
M J J A S O N D 05 F M A M J J A S O N D 06 F M A M J J A S O N D 07 F M A M J J A S O N D 08 F M A M J J A S O N D 09 F M A M

Gold, spot , 8 hours, # 300
990.00
970.00
950.00
930.00
916.75
900.00
880.00
860.00
840.00
820.00
810.00
22 29 05 12 19 26 02 09 16 23 02 09 16 23 30 06 13 20 27 04 11 18
01/05/09
Feb/02
Mar/02
Apr/06
May/04
07 May 2009 09:47:04 EDT (-0400)

Silver, spot , 8 hours, # 300
14.5000
13.9400
13.5000
13.0000
12.5000
12.0000
11.5000
11.0000
10.5000
22 29 05 12 19 26 02 09 16 23 02 09 16 23 30 06 13 20 27 04 11 18
01/05/09
Feb/02
Mar/02
Apr/06
May/04
07 May 2009 09:47:35 EDT (-0400)

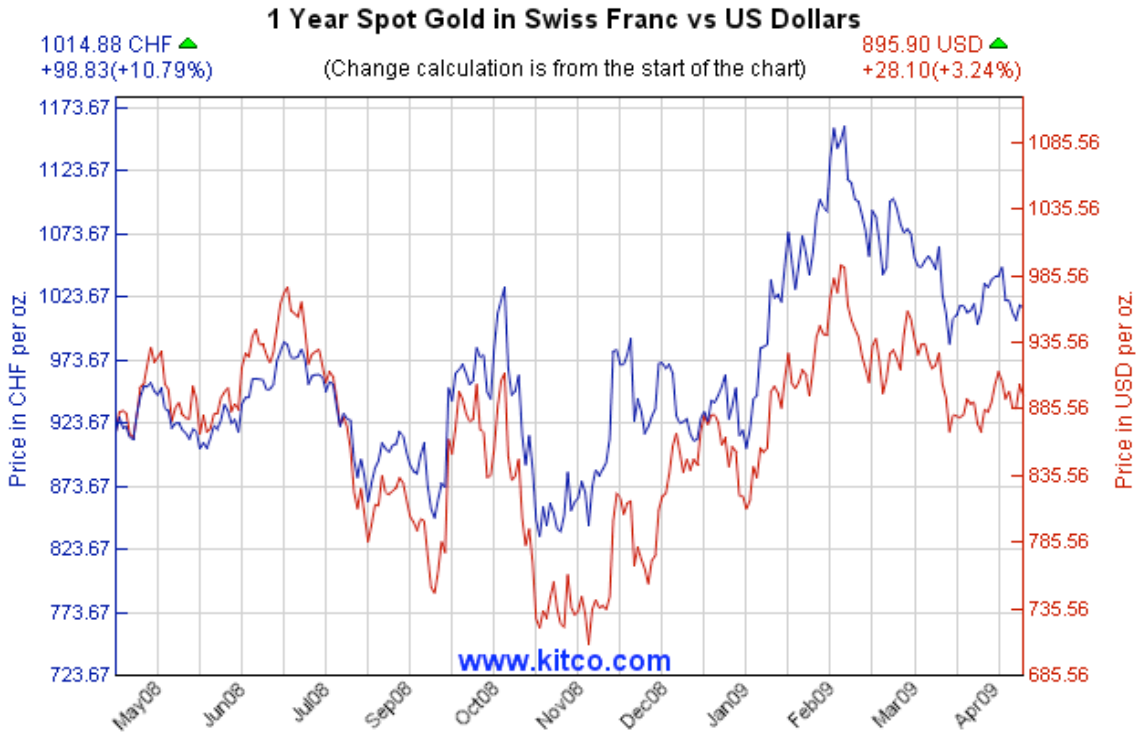
1 Year Spot Gold in Swiss Franc vs US Dollars
1014.88 CHF
+98.83(+10.79%)
(Change calculation is from the start of the chart)
895.90 USD
+28.10(+3.24%)
Price in CHF per oz.
Price in USD per oz.
1173.67
1123.67
1073.67
1023.67
973.67
923.67
873.67
823.67
773.67
723.67
1085.56
1035.56
985.56
935.56
885.56
835.56
785.56
735.56
685.56
www.kitco.com
May08
Jun08
Jul08
Sep08
Oct08
Nov08
Dec08
Jan09
Feb09
Mar09
Apr09

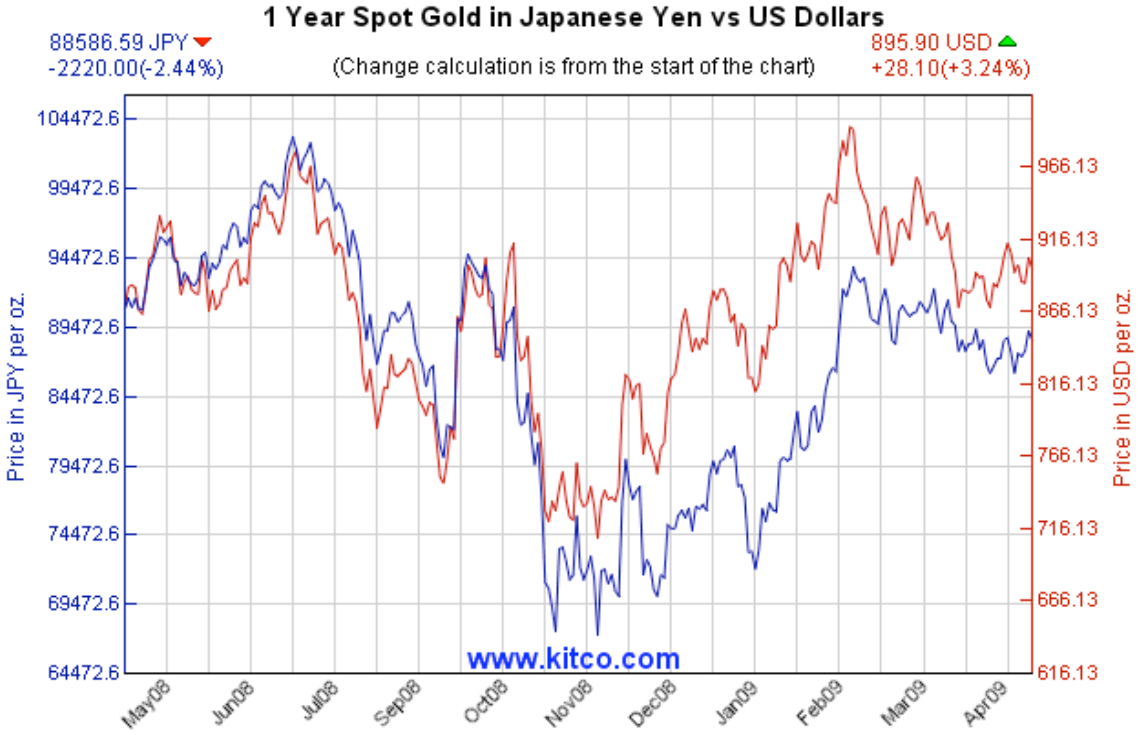
1 Year Spot Gold in Japanese Yen vs US Dollars
88586.59 JPY
-2220.00(-2.44%)
(Change calculation is from the start of the chart)
895.90 USD
+28.10(+3.24%)
Price in JPY per oz.
Price in USD per oz.
104472.6
99472.6
94472.6
89472.6
84472.6
79472.6
74472.6
69472.6
64472.6
966.13
916.13
866.13
816.13
766.13
716.13
666.13
616.13
www.kitco.com
May08
Jun08
Jul08
Sep08
Oct08
Nov08
Dec08
Jan09
Feb09
Mar09
Apr09

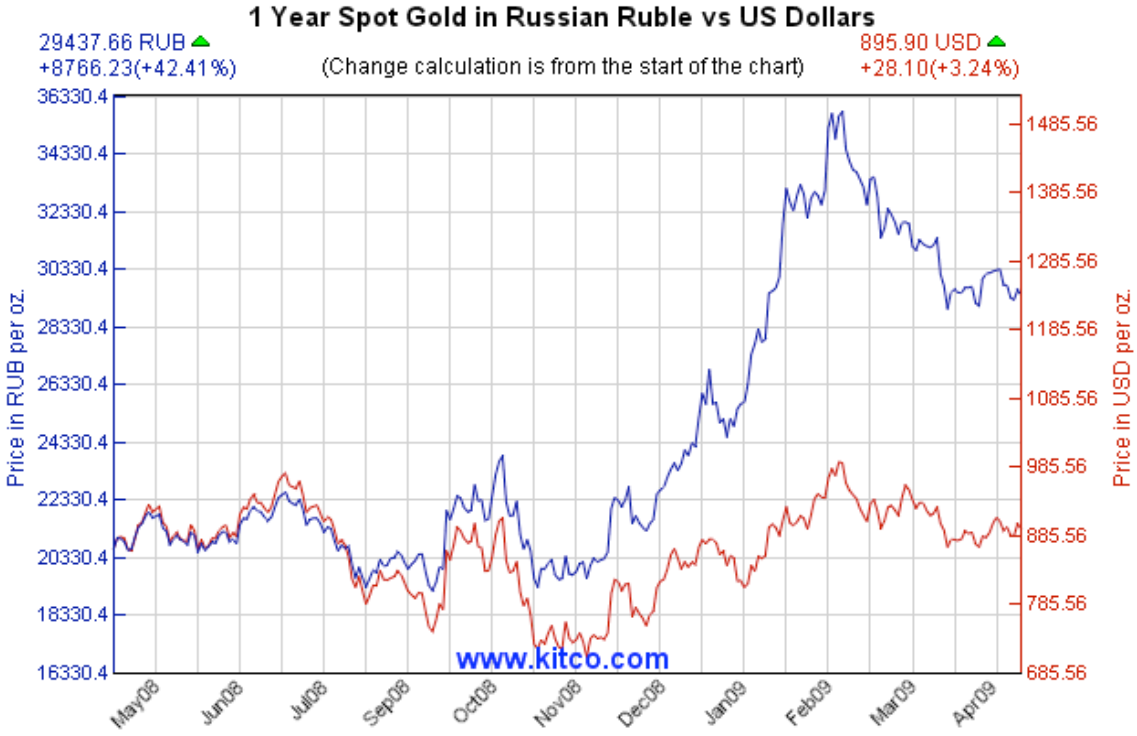
1 Year Spot Gold in Russian Ruble vs US Dollars
29437.66 RUB
+8766.23(+42.41%)
(Change calculation is from the start of the chart)
895.90 USD
+28.10(+3.24%)
Price in RUB per oz.
Price in USD per oz.
36330.4
34330.4
32330.4
30330.4
28330.4
26330.4
24330.4
22330.4
20330.4
18330.4
16330.4
1485.56
1385.56
1285.56
1185.56
1085.56
985.56
885.56
785.56
685.56
www.kitco.com
May08
Jun08
Jul08
Sep08
Oct08
Nov08
Dec08
Jan09
Feb09
Mar09
Apr09

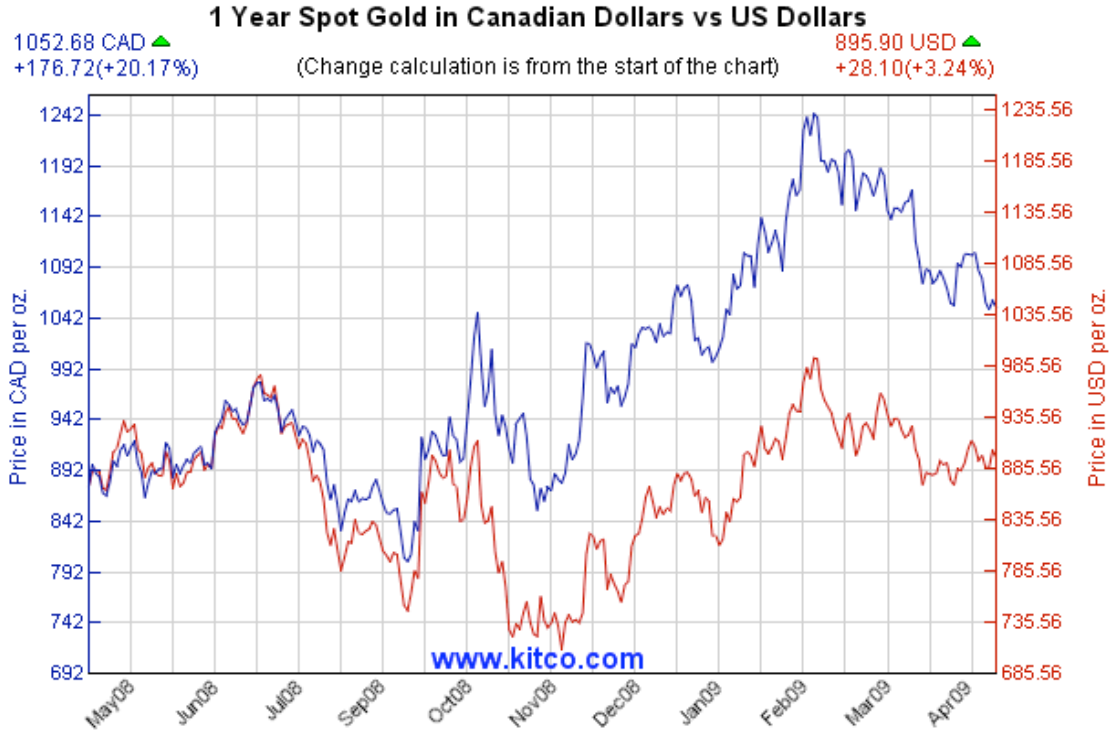
1 Year Spot Gold in Canadian Dollars vs US Dollars
1052.68 CAD
+176.72(+20.17%)
(Change calculation is from the start of the chart)
895.90 USD
+28.10(+3.24%)
Price in CAD per oz.
Price in USD per oz.
1242
1192
1142
1092
1042
992
942
892
842
792
742
692
1235.56
1185.56
1135.56
1085.56
1035.56
985.56
935.56
885.56
835.56
785.56
735.56
685.56
www.kitco.com
May08
Jun08
Jul08
Sep08
Oct08
Nov08
Dec08
Jan09
Feb09
Mar09
Apr09

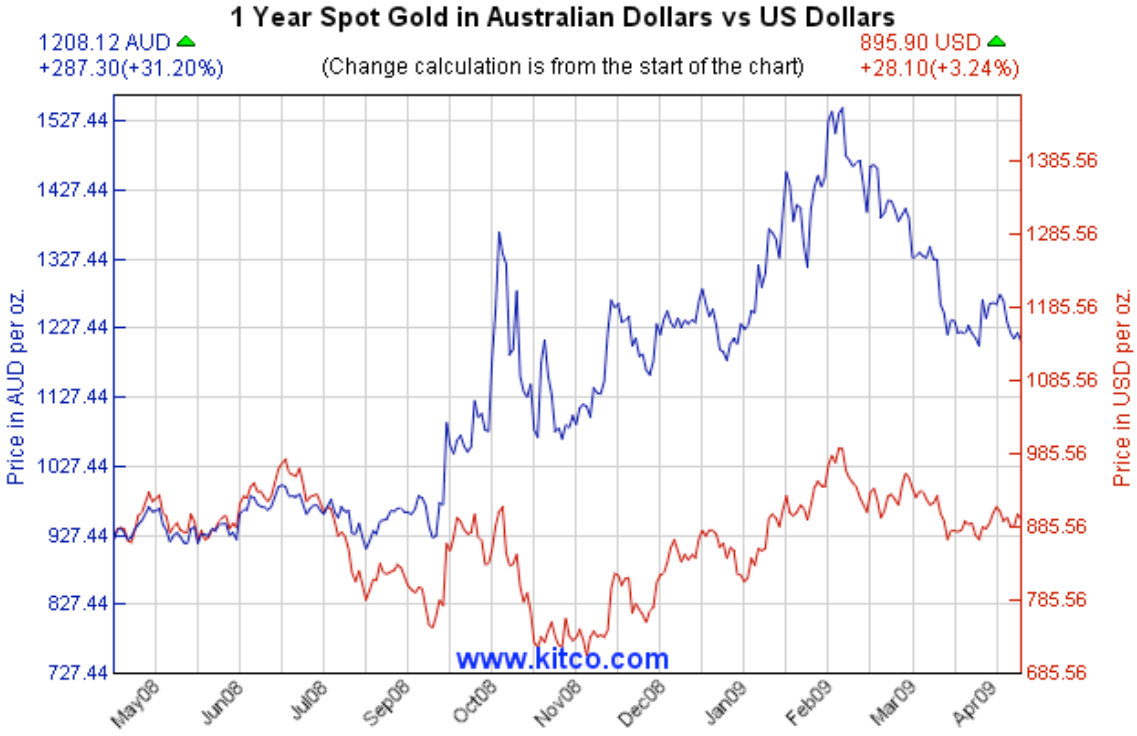
1 Year Spot Gold in Australian Dollars vs US Dollars
1208.12 AUD
+287.30(+31.20%)
(Change calculation is from the start of the chart)
895.90 USD
+28.10(+3.24%)
Price in AUD per oz.
Price in USD per oz.
1527.44
1427.44
1327.44
1227.44
1127.44
1027.44
927.44
827.44
727.44
1385.56
1285.56
1185.56
1085.56
985.56
885.56
785.56
685.56
www.kitco.com
May08
Jun08
Jul08
Sep08
Oct08
Nov08
Dec08
Jan09
Feb09
Mar09
Apr09

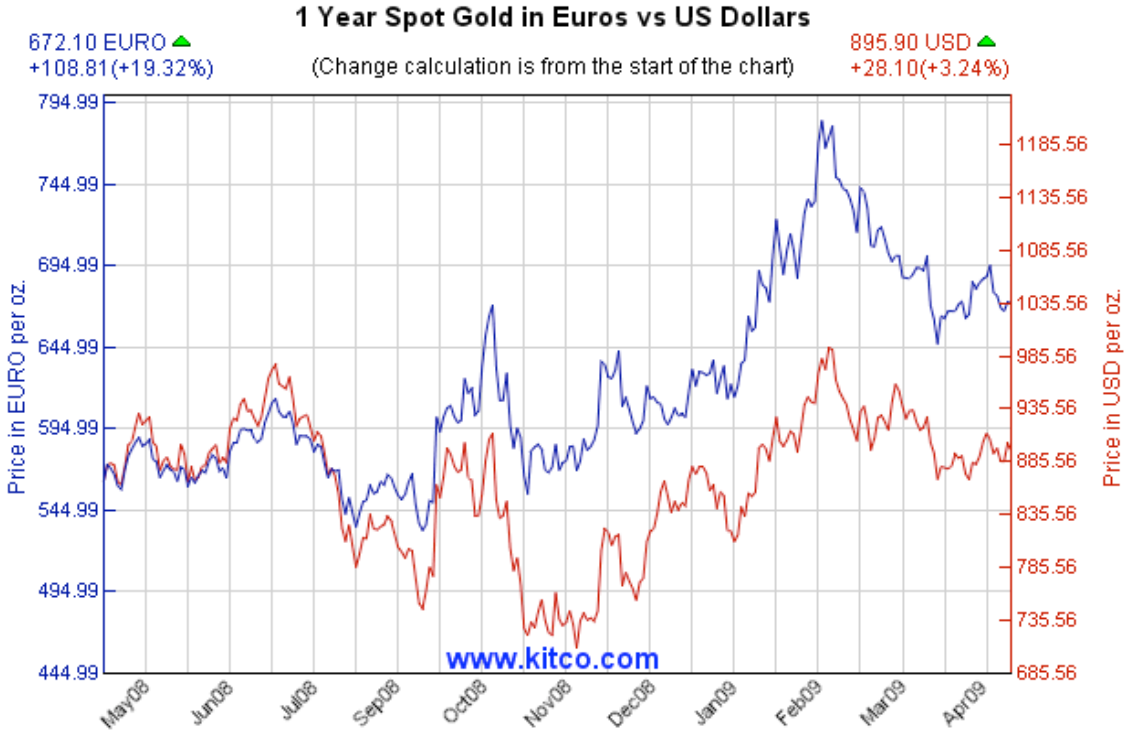
1 Year Spot Gold in Euros vs US Dollars
672.10 EURO
+108.81(+19.32%)
(Change calculation is from the start of the chart)
895.90 USD
+28.10(+3.24%)
Price in EURO per oz.
Price in USD per oz.
794.99
744.99
694.99
644.99
594.99
544.99
494.99
444.99
1185.56
1135.56
1085.56
1035.56
985.56
935.56
885.56
835.56
785.56
735.56
685.56
www.kitco.com
May08
Jun08
Jul08
Sep08
Oct08
Nov08
Dec08
Jan09
Feb09
Mar09
Apr09

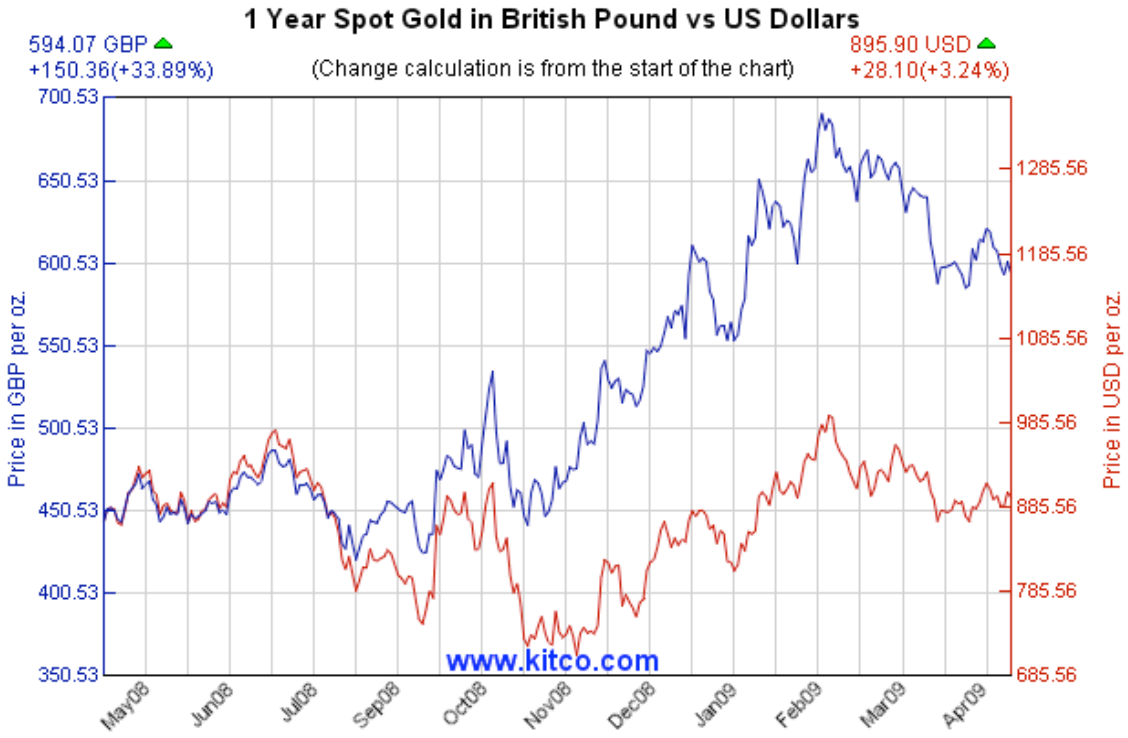
1 Year Spot Gold in British Pound vs US Dollars
594.07 GBP
+150.36(+33.89%)
(Change calculation is from the start of the chart)
895.90 USD
+28.10(+3.24%)
700.53
650.53
600.53
550.53
500.53
450.53
400.53
350.53
Price in GBP per oz.
1285.56
1185.56
1085.56
985.56
885.56
785.56
685.56
Price in USD per oz.
www.kitco.com
May08
Jun08
Jul08
Sep08
Oct08
Nov08
Dec08
Jan09
Feb09
Mar09
Apr09