Catherine Austin Fitts ~ Money & Markets (April 30, 2009)

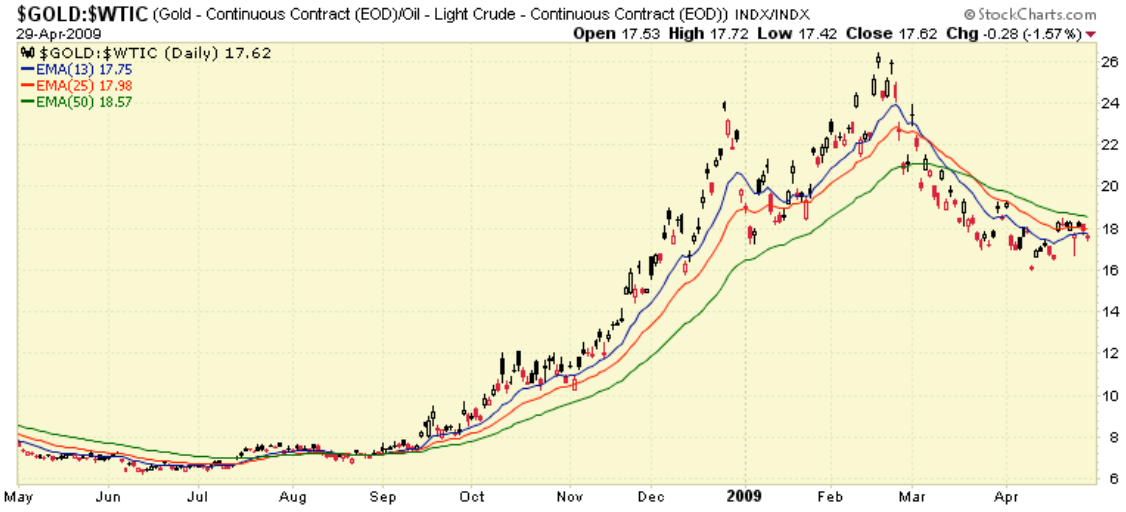

$BDI (Baltic Dry Index (EOD)) INDX
29-Apr-2009 4:00pm
© StockCharts.com
Open 1772.00 High 1772.00 Low 1772.00 Last 1772.00 Chg -18.00 (-1.01%)
$BDI (Daily) 1772.00
11000
10000
9000
8000
7000
6000
5000
4000
3000
2000
1000
May
Jun
Jul
Aug
Sep
Oct
Nov
Dec
2009
Feb
Mar
Apr

$GOLD (Gold - Continuous Contract (EOD)) INDX
29-Apr-2009
© StockCharts.com
Open 915.10 High 918.50 Low 884.20 Close 897.90 Chg -15.10 (-1.65%)
$GOLD (Weekly) 897.90
EMA(13) 902.85
EMA(25) 890.61
EMA(50) 871.59
1000
950
900
850
800
750
700
650
600
550
500
450
400
M J J A S O N D 05 F M A M J J A S O N D 06 F M A M J J A S O N D 07 F M A M J J A S O N D 08 F M A M J J A S O N D 09 F M A

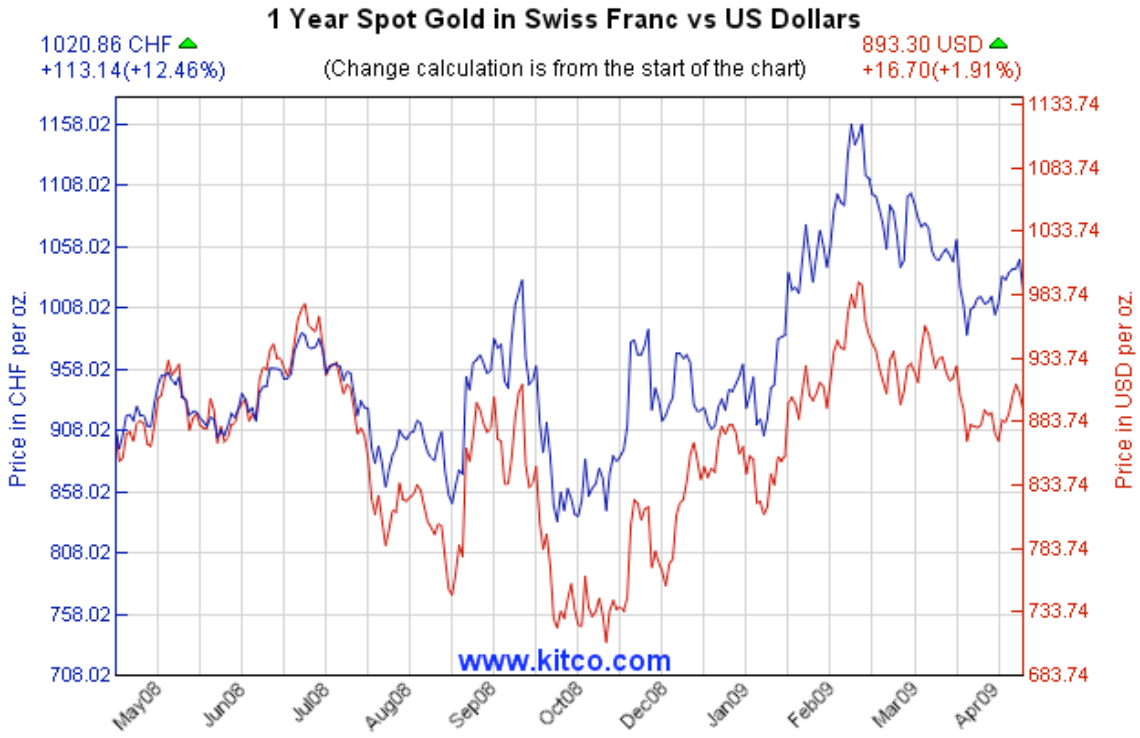
1 Year Spot Gold in Swiss Franc vs US Dollars
1020.86 CHF
+113.14(+12.46%)
(Change calculation is from the start of the chart)
893.30 USD
+16.70(+1.91%)
Price in CHF per oz.
Price in USD per oz.
1158.02
1108.02
1058.02
1008.02
958.02
908.02
858.02
808.02
758.02
708.02
1133.74
1083.74
1033.74
983.74
933.74
883.74
833.74
783.74
733.74
683.74
www.kitco.com
May08
Jun08
Jul08
Aug08
Sep08
Oct08
Dec08
Jan09
Feb09
Mar09
Apr09

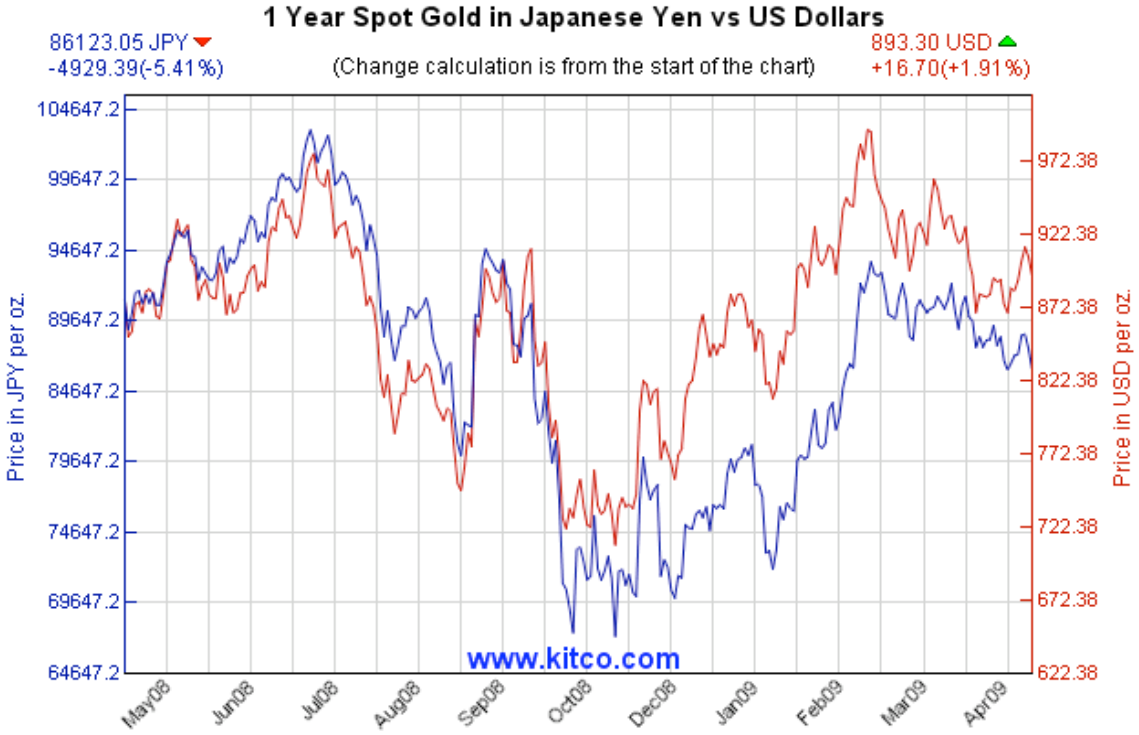
1 Year Spot Gold in Japanese Yen vs US Dollars
86123.05 JPY
-4929.39(-5.41%)
(Change calculation is from the start of the chart)
893.30 USD
+16.70(+1.91%)
Price in JPY per oz.
Price in USD per oz.
104647.2
99647.2
94647.2
89647.2
84647.2
79647.2
74647.2
69647.2
64647.2
972.38
922.38
872.38
822.38
772.38
722.38
672.38
622.38
www.kitco.com
May08
Jun08
Jul08
Aug08
Sep08
Oct08
Dec08
Jan09
Feb09
Mar09
Apr09

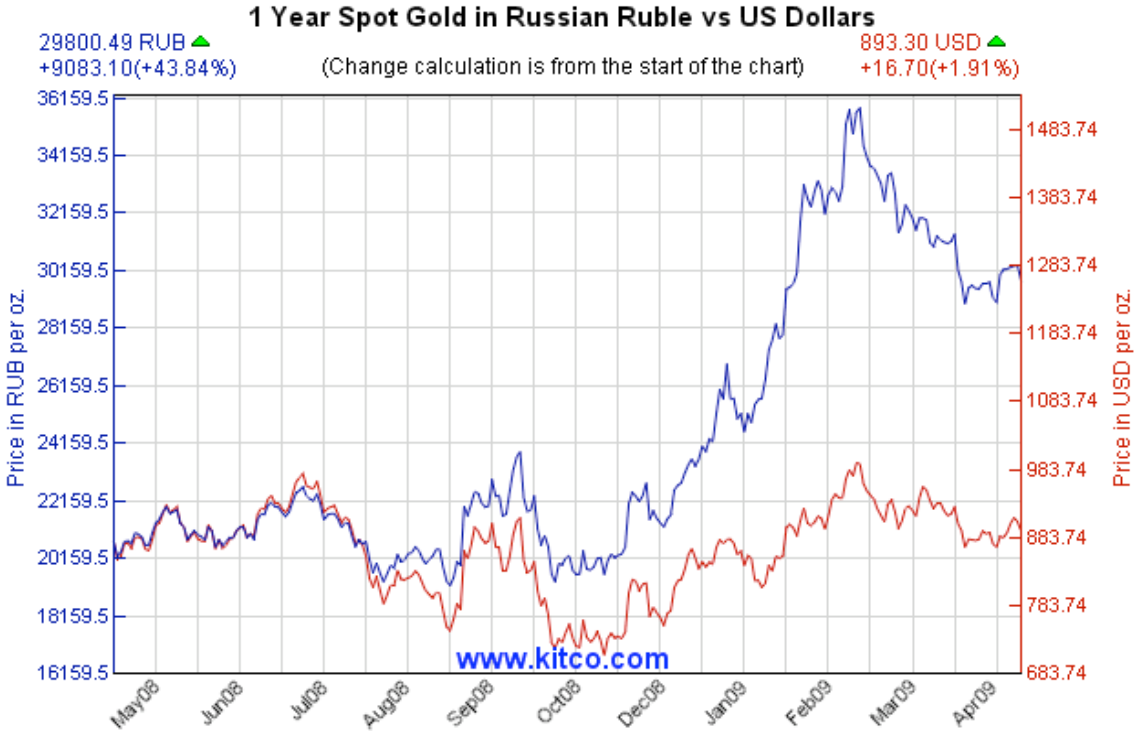
1 Year Spot Gold in Russian Ruble vs US Dollars
29800.49 RUB
+9083.10(+43.84%)
(Change calculation is from the start of the chart)
893.30 USD
+16.70(+1.91%)
Price in RUB per oz.
Price in USD per oz.
36159.5
34159.5
32159.5
30159.5
28159.5
26159.5
24159.5
22159.5
20159.5
18159.5
16159.5
1483.74
1383.74
1283.74
1183.74
1083.74
983.74
883.74
783.74
683.74
www.kitco.com
May08
Jun08
Jul08
Aug08
Sep08
Oct08
Dec08
Jan09
Feb09
Mar09
Apr09

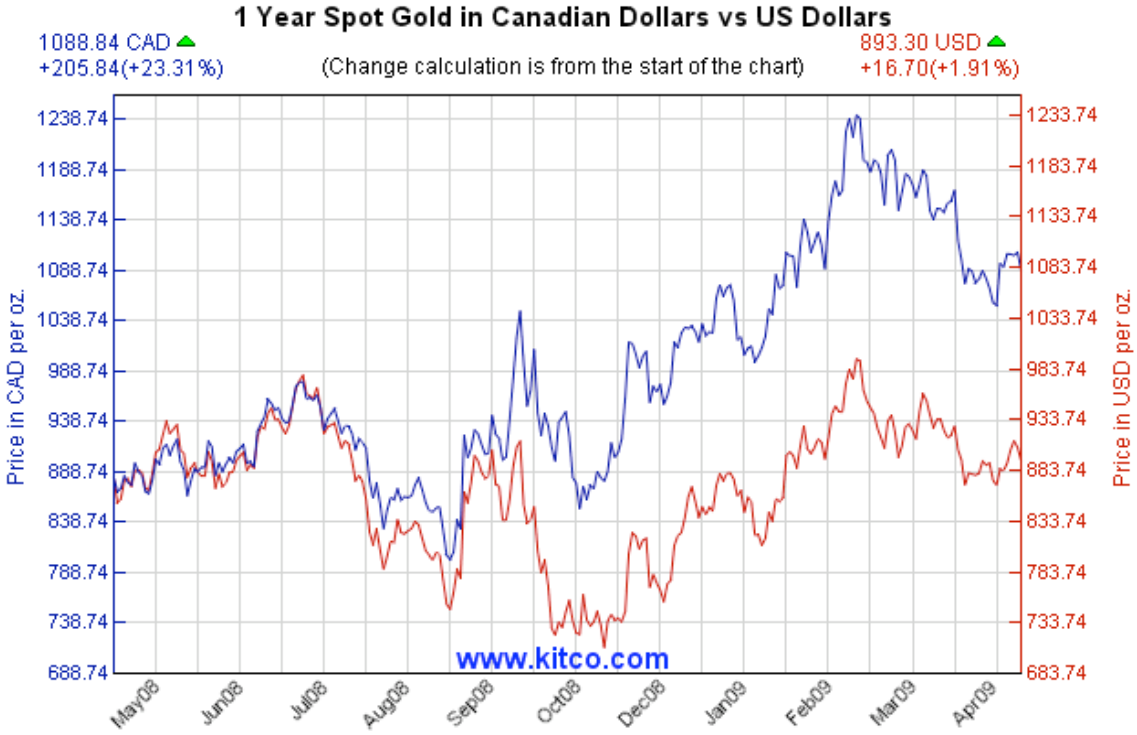
1 Year Spot Gold in Canadian Dollars vs US Dollars
1088.84 CAD
+205.84(+23.31%)
(Change calculation is from the start of the chart)
893.30 USD
+16.70(+1.91%)
Price in CAD per oz.
Price in USD per oz.
1238.74
1188.74
1138.74
1088.74
1038.74
988.74
938.74
888.74
838.74
788.74
738.74
688.74
1233.74
1183.74
1133.74
1083.74
1033.74
983.74
933.74
883.74
833.74
783.74
733.74
683.74
www.kitco.com
May08
Jun08
Jul08
Aug08
Sep08
Oct08
Dec08
Jan09
Feb09
Mar09
Apr09

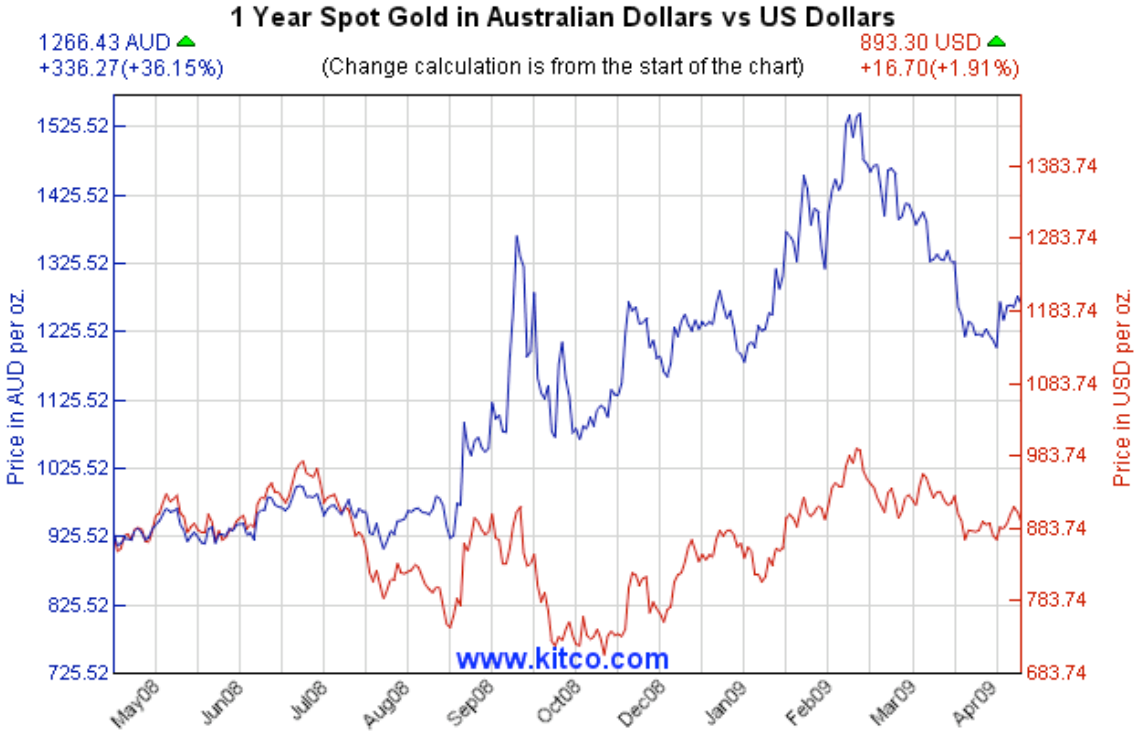
1 Year Spot Gold in Australian Dollars vs US Dollars
1266.43 AUD
+336.27(+36.15%)
(Change calculation is from the start of the chart)
893.30 USD
+16.70(+1.91%)
Price in AUD per oz.
Price in USD per oz.
1525.52
1425.52
1325.52
1225.52
1125.52
1025.52
925.52
825.52
725.52
1383.74
1283.74
1183.74
1083.74
983.74
883.74
783.74
683.74
www.kitco.com
May08
Jun08
Jul08
Aug08
Sep08
Oct08
Dec08
Jan09
Feb09
Mar09
Apr09

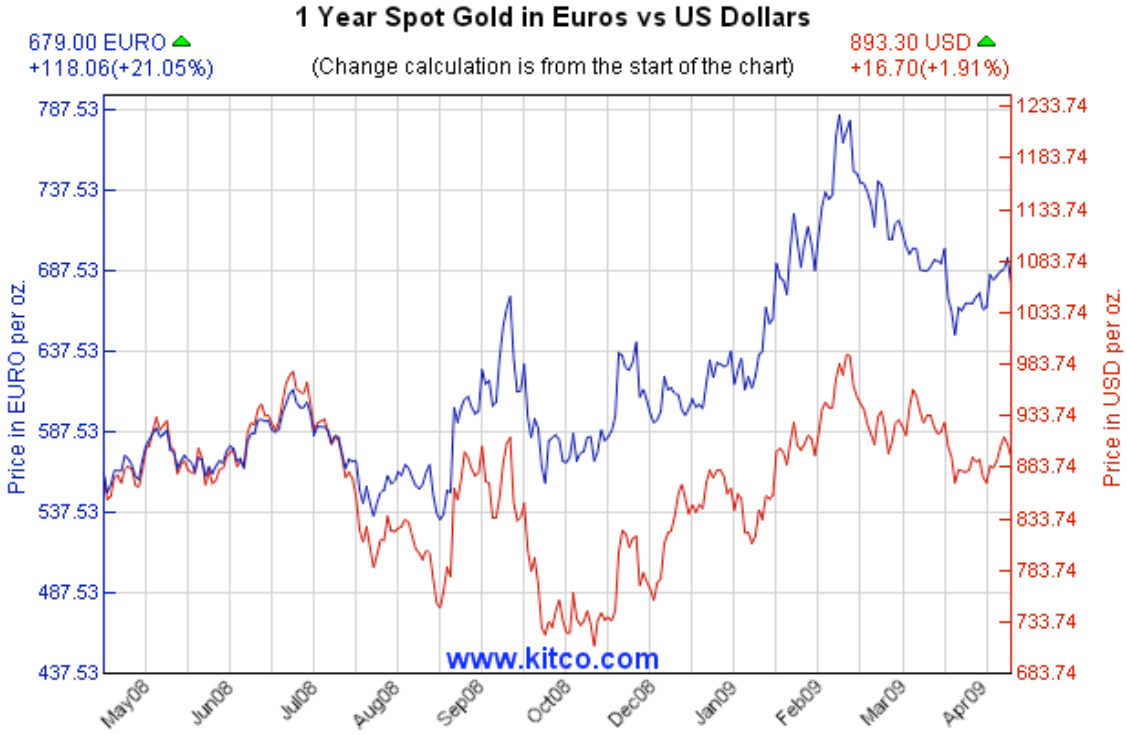
1 Year Spot Gold in Euros vs US Dollars
679.00 EURO
+118.06(+21.05%)
(Change calculation is from the start of the chart)
893.30 USD
+16.70(+1.91%)
Price in EURO per oz.
Price in USD per oz.
787.53
737.53
687.53
637.53
587.53
537.53
487.53
437.53
1233.74
1183.74
1133.74
1083.74
1033.74
983.74
933.74
883.74
833.74
783.74
733.74
683.74
www.kitco.com
May08
Jun08
Jul08
Aug08
Sep08
Oct08
Dec08
Jan09
Feb09
Mar09
Apr09

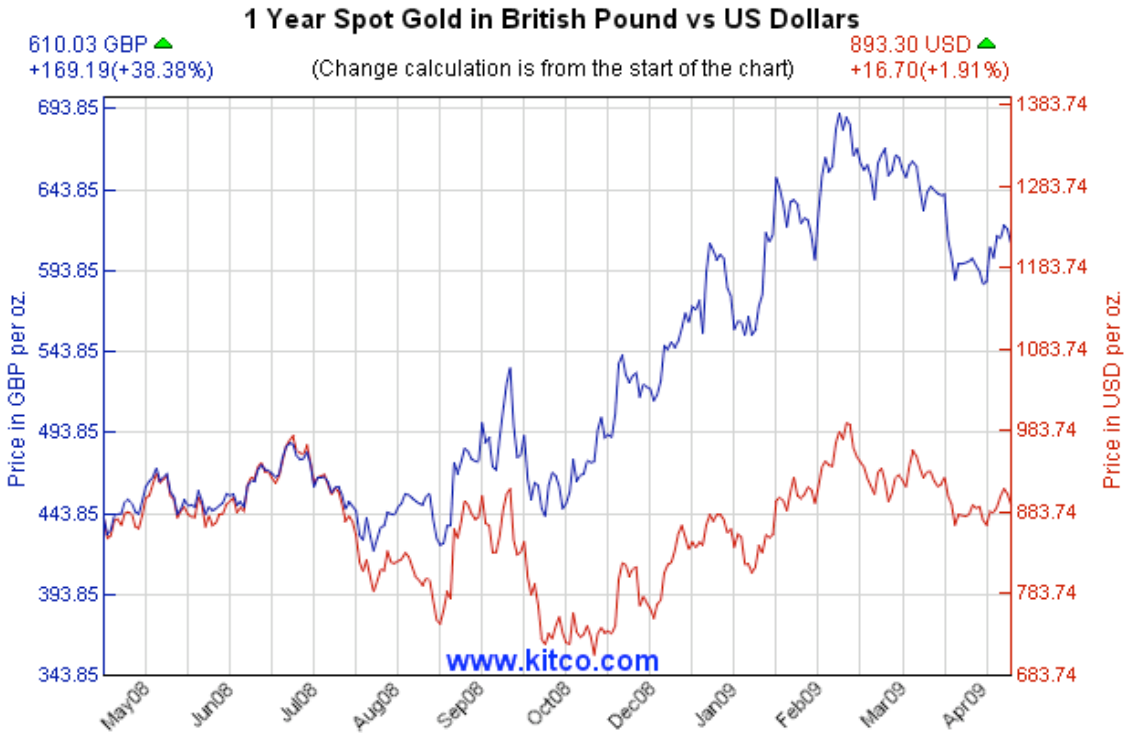
1 Year Spot Gold in British Pound vs US Dollars
610.03 GBP
+169.19(+38.38%)
(Change calculation is from the start of the chart)
893.30 USD
+16.70(+1.91%)
Price in GBP per oz.
Price in USD per oz.
693.85
643.85
593.85
543.85
493.85
443.85
393.85
343.85
1383.74
1283.74
1183.74
1083.74
983.74
883.74
783.74
683.74
www.kitco.com
May08
Jun08
Jul08
Aug08
Sep08
Oct08
Dec08
Jan09
Feb09
Mar09
Apr09